


# 承 认 书

## APPROVAL SHEET

客 户 : CUSTOMER	<b>RUTRONIK</b>	承认书编号 : APP. NO.	<b>D190013001</b>
系 列 : SERIES	<b>TK</b>	使用温度范围 : OPERATION TEMP.	<b>-55~+105°C</b>

凯美产品料号 JAMICON PART NO. :	客户产品料号 CUSTOMER PART NO. :
<b>JTK338M050T1GMN35L</b>	

客户承认印 CUSTOMER'S APPROVAL STAMP	凯美电机股份有限公司(总部) KAIMEI ELECTRONIC CORP.(Headquarters)	
		
	APPROVED BY:	TESTED BY:
	高維琴	許洪梅

凯美电机股份有限公司  
新北市汐止区新台五路一段81号13楼之2

KAIMEI ELECTRONIC CORP.(Headquarters)  
13th. FL., No.81, SEC. 1, XINTAI 5th RD. XIZHI DIST.  
New Taipei City 22101, Taiwan R.O.C  
Tel: +886-2-26981010 Fax: +886-2-26980386

凯捷国际有限公司  
香港上环干诺道西88号粤财大厦22楼

JAMICON INTERNATIONAL LIMITED  
22/F, Guangdong Finance Building, 88 Connaught Road West,  
Sheung Wan, Hong Kong  
Tel: +886-2-26981010 Fax: +886-2-26980386

东莞今美康电子有限公司  
东莞市塘厦镇高丽工业区6号A2栋1楼  
102室、103室

DONGGUAN JAMICON ELECTRONIC CO., LTD  
Room 102/103, 1st Floor, Building A2, No. 6, Gaoli Industrial  
Zone, Tangxia Town, Dongguan City, Guangdong Province, China  
Tel: +86-769-87919555

苏州凯美电子有限公司  
苏州市相城区望亭镇问渡路68号

SUZHOU KAIMEI ELECTRONIC CO., LTD  
No. 68 Wendu Rd, Wangting Town, Xiangcheng District,  
Suzhou City, Jiangsu Province, China.  
Tel : +86-512-65388640 Fax :+86-512-65381888

Table of specification and characteristics 规格和特性表

NO.	料号 Part NO.	静电容量	容量公差	工作电压	损失角	漏电流	纹波电流	负荷寿命	尺寸 Dimensions (mm)		
		容量	CAP	WV	DF(%)	LC(μA)	RC(mArms)	Load Life	φD	L	F'
		120Hz 20°C	Tol. (%)		(MAX) 120Hz 20°C	(MAX) 20°C	(MAX) 120Hz 105°C	(Hrs) 105°C			
1	JTK338M050T1GMN35L	3300	±20	50	14	1650	2360	2000	18	35	7.5

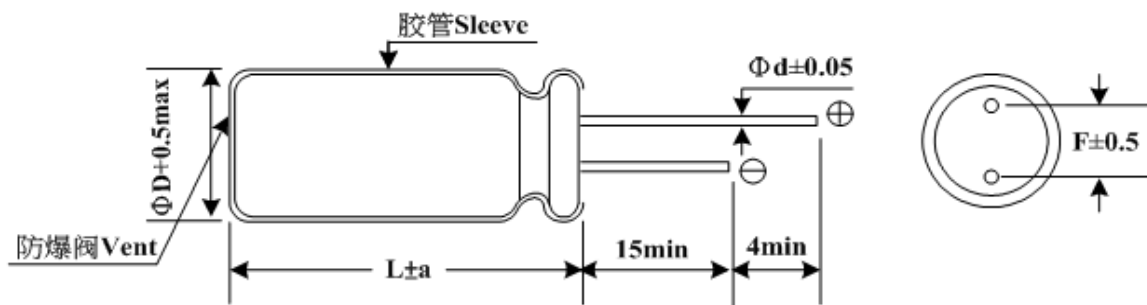
※ F'(see page:11)

### I . Scope 范围

This standard defines characteristics and dimensions for aluminum electrolytic capacitors named TK series is wide temperature range product.

此标准描述了铝电解电容器宽温度范围品TK系列的特性和尺寸。

### II . Construction & Dimensions 尺寸图



\*Safety vent only for :Dimension ≥ 6.3×11

Diameter直径(φD)	5	6.3	8	10	12.5	16	18	20	22	25
Lead space引线间距(F)	2.0	2.5	3.5	5.0	5.0	7.5	7.5	10.0	10.0	12.5
Lead diameter线径(φd)	0.5	0.5	0.6	0.6	0.6	0.8	0.8	0.8	1.0	1.0
a	1.5	1.5	1.5	1.5	2.0	2.0	2.0	2.0	2.0	2.0

### III . Characteristics 特性

#### Standard test condition 标准试验条件

Unless otherwise specified all tests shall be performed at, or referred to, an ambient temperature of 20°C and a relative humidity not greater than 60%.

所有的试验应在环境温度20°C和相对湿度小于等于60%的条件下进行，除非另有规定。

#### Operating Temperature Range 工作温度范围

6.3~100VDC -55~+105°C

160~400VDC -40~+105°C

450VDC -25~+105°C

### 1. Electrical characteristics 电气特性

#### (1). Working Voltage and Surge Voltage 工作电压和浪涌电压

WV: Working Voltage 工作电压(VDC)

SV: Surge Voltage 浪涌电压 (V)

WV	6.3	10	16	25	35	50	63	100	160	200	250	350	400	450
SV	8	13	20	32	44	63	79	125	200	250	300	400	450	500

#### (2). Leakage Current 漏电流

The maximum leakage current is specified in the following formula after DC working voltage applied for 3 minutes.

印加直流工作电压3分钟后的最大漏电流值如下列公式所示：

6.3~100V  $I=0.01CV$  or 4 ( $\mu A$ ), whichever is greater 任意一个较大值.

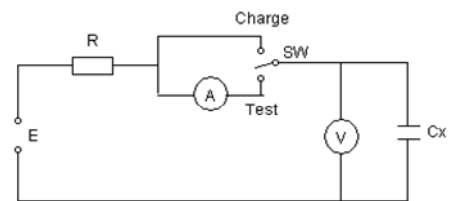
160~450V  $I=0.03CV+40$  ( $\mu A$ )

where I: Leakage Current (漏电流) ( $\mu A$ )

C: Nominal Capacitance (标称容量) ( $\mu F$ )

V: Rated Voltage (额定电压) (V)

Measurement circuit 测试电路



#### (3). Dissipation Factor 损失角

Dissipation Factor at 120Hz/ 20°C shall not exceed the values given in the table below.

在120 Hz / 20°C条件下的DF值不应超过下表中给出的值。

WV	6.3	10	16	25	35	50	63	100	160	200	250	350	400	450
DF(%)	24	20	17	15	12	10	10	8	15	15	15	20	20	20

Note: Above DF specifications shall be 2% added for every 1000 $\mu F$  capacitor exceeding 1000 $\mu F$ .

注：当静容量超过1000  $\mu F$ 时，每增加1000  $\mu F$ ，则以上损失角规格值应增加2%。

#### (4). Low Temperature Characteristics 低温特性

The ratio of impedance at -25°C/+20°C and -40°C/+20°C of the capacitor shall be less than the following value at 120Hz.

电容器在120Hz的条件下，分别在-25°C/+20°C和-40°C/+20°C的阻抗比，应小于以下的规格值：

WV额定电压	6.3	10	16	25	35~100	160~250	350~400	450
Z阻抗(120Hz)								
Z(-25°C) / Z(+20°C)	4	3	2	2	2	3	6	15
Z(-40°C) / Z(+20°C)	10	8	6	4	3	4	10	—

#### (5). Multiplier for Ripple Current 纹波电流频率修正系数

Frequency coefficient 频率系数

Frequency 频率(Hz)	60	120	1k	$\geq 10k$
W.V	Coefficient 系数			
6.3~25	0.85	1.00	1.10	1.20
35~100	0.80	1.00	1.15	1.25
160~250	0.75	1.00	1.25	1.40
350~450	0.70	1.00	1.30	1.80

Temperature coefficient 温度系数

Ambient Temperature (°C) 环境温度 (°C)	65	85	105
Coefficient 系数	1.75	1.40	1.00

**2. Mechanical Characteristics 机械特性**

**Lead Pull Test 导针拉力测试**

Capacitors shall be with stand the pull test shown in the following table.

电容器的导针应能承受下表所示的拉力测试

Lead diameter 线径(mm)	Load 负荷(kg)	Test time 测试时间(sec)
$d \leq 0.5$	0.5	30±1
$0.5 < d \leq 0.8$	1.0	30±1
$0.8 < d \leq 1.2$	2.5	30±1

**3. Endurance characteristics 耐久特性**

**(1). Load Life 负荷寿命**

After applying rated voltage with rated ripple current for 2000+12/-0 hours at 105±2°C, when the capacitors are restored to 20°C the capacitors shall meet the following requirements.

在105±2°C环境中，不超过额定电压的范围下叠加额定纹波电流，连续加载额定电压2000+12/-0小时后，待温度恢复到20°C进行测量时，应满足以下要求。

Capacitance Change 容量变化	Within ±25% of initial value for 6.3~16W.V Within ±20% of initial value for 25~450W.V 6.3~16W.V在初始值的±25%以内 25~450W.V在初始值的±20%以内
Dissipation Factor 损失角	Not more than 200% of specified value 不超过规格值的200%
Leakage Current 漏电流	Not more than the specified value 不超过规格值

**(2). Shelf life 高温无负荷寿命**

After placed at 105±2°C without voltage applied for 1000+12/-0 hours, when the capacitors are restored to 20°C, the capacitors shall meet the following requirements.

(Reference JIS C5101-4 4.1)

在105±2°C环境中，无负荷放置1000+12/-0小时，待温度恢复至20°C进行测量时，电容器应满足以下要求(参考JIS C5101-4 4.1)：

Capacitance Change 容量变化	Within ±25% of initial value for 6.3~16W.V Within ±20% of initial value for 25~450W.V 6.3~16W.V在初始值的±25%以内 25~450W.V在初始值的±20%以内
Dissipation Factor 损失角	Not more than 200% of specified value 不超过规格值的200%
Leakage Current 漏电流	Not more than the specified value 不超过规格值

**(3). Solderability test 焊锡性试验**

The following specifications shall be satisfied when the lead wires are tested in solder bath at 245±5°C for 2.5±0.5 seconds, more than 95% of the terminal surface shall be covered with new solder.

当导针在245±5°C的焊锡槽中试验2.5±0.5秒后，95%以上的端子表面应当要被新焊料覆盖。

**(4). Solder Heat Resistance Test 焊锡耐热试验**

The following specifications shall be satisfied when the lead wires are tested in solder bath at 275+2/-0°C for 20±0.5 seconds.

当导针在275+2/-0°C的焊锡槽中试验20±0.5秒后，应当满足以下要求：

Capacitance Change 容量变化	≤±5% of the initial value ≤初始值的±5%
Dissipation factor 损失角	≤Initial specified value 低于初始规格值
Leakage Current 漏电流	≤Initial specified value 低于初始规格值

**IV. Mounting 安装**

The paper separators and the electrolytic-conductive electrolytes in a non-solid aluminum electrolytic capacitor is flammable.

非固态电容器内的电解纸和电解液都是易燃品。

Leaking electrolyte on a PC board can gradually erode the copper traces, possibly causing smoke or burning by short-circuiting the copper traces.

PC板上漏液会逐渐侵蚀铜丝，很可能由于铜丝短路导致冒烟或燃烧。

Verify the following points when designing a PC board.

在设计PC板时需验证以下要点：

- (1) Provide the appropriate hole spacing on the PC board to match the terminal spacing of the capacitor. 在PC板上保留适当的孔距以匹配电容器的端子间距。
- (2) Make the following open space over the vent so that the vent can operate correctly.

Case diameter 铝壳直径	Clearance 间隔
φ6.3 ~ φ13 mm	≥ 2 mm
φ16 ~ φ35 mm	≥ 3 mm
≥ φ40 mm	≥ 5 mm

- (3) Do not place any wires or copper traces over the vent of the capacitor.

请不要在电容器的防爆阀上方放置任何电线或铜丝。

- (4) Installing a capacitor with the vent facing the PC board needs an appropriate ventilation hole in PC board. 在安装电容器时，如果防爆阀正对PC板，则PC板上需要开一个适当的通风孔。

- (5) Do not pass any copper traces beneath the seal side of a capacitor.

The trace must pass 1 or 2 mm to the side of the capacitor.

请不要在电容器的封口部下面进行电路配线。如果在电容器附近配线，请确保线路与电容器间隔1~2mm。

- (6) Avoid placing any heat-generating objects adjacent to a capacitor or even on the reverse side of the PC board.

请不要在电容器周围或PC板的背面放置任何发热部件。

- (7) Do not pass any via holes or underneath a capacitor.  
请不要从电容器通孔或电容器底部穿过。
- (8) In designing double-sided PC boards, do not locate any copper trace under the seal side of capacitor. 设计双面PC板时，请不要在电容器的封口面放置任何铜丝。
- (9) The liquid aluminum electrolytic capacitor can't be reflow soldering, please contact us if you need to do that. 液态铝电解电容器不能进行回流焊，如需进行回流焊请与我司联系。
- (10) For the capacitor that diameter  $> 13 \Phi$  and the Pen-cap that diameter  $\leq 13 \Phi$ , it is recommended to be fixed on the PCB with fixed adhesive when installed, so as to enhance their vibration resistance.  
直径 $>13\Phi$ 的电容和直径 $\leq 13\Phi$ 的笔形电容，为增强其抗振动能力，建议安装时用固定胶辅助其固定于PCB上。

## V. Storage Condition 储存条件

- (1) Aluminum Electrolytic Capacitors should not be stored in high temperatures or where there is a high level of humidity. The suitable storage condition is  $5\sim 35^{\circ}\text{C}$  and less than 75% in relative humidity.  
铝电解电容器不应当储存在高温或高湿的条件下。合适的储存条件为 $5\sim 35^{\circ}\text{C}$ ，相对湿度低于75%。
- (2) Aluminum Electrolytic Capacitors should not be stored in damp conditions such as water, saltwater spray or oil spray.  
铝电解电容器不应当储存在潮湿的条件下，如水、盐水喷雾或油雾
- (3) Do not store Aluminum Electrolytic Capacitors in an environment full of hazardous gas (hydrogen sulfide, sulfurous acid gas, nitrous acid, chlorine gas, ammonium, etc...).  
请不要将铝电解电容器存储在一个充满有害气体的环境下(硫化氢、二氧化硫、亚硝酸、氯气、铵气等...)。
- (4) Aluminum Electrolytic Capacitors should not be stored under exposure to ozone, ultraviolet rays or radiation.  
铝电解电容器储存不应暴露在臭氧、紫外线辐射和射线中。
- (5) If a capacitor has been stored for more than one year under normal temperature (shorter if high temperature) and it shows increased leakage current, then a treatment by voltage application is recommended. The capacitor which hasn't been treated mustn't be used directly.  
如果电容器在常温下储存超过一年(高温条件下不超过一年)，出现漏电流上升现象，那么建议对电容器进行加压处理。未被处理过的电容器不能直接使用。

## VI. Marking 标识

Marking on capacitor include 电容器上的标识包含：

**JAMICON**

← JAMICON trademark 商标



← Polarity of the terminals 负极标示线

3300  $\mu$ F    50 V

← Capacitance and Rate voltage 标称容量和工作电压

**TK** P 105°C

← Series and Maximan operating temperature, PET Sleeve.  
系列和最高工作温度及PET胶管

x x x x x (x)

↑ Weeks of production 生产周期  
↑ Year of production 生产年份

**Remark:** Date code numbering system. Date code is indicated manufactured date

备注: 周期编号系统, 周期是表示生产日期.

Manufactured year 生产年份

Year	2010	2011	2012	2013	2014	2015	2016	2017	2018	2019
Code	0	1	2	3	4	5	6	7	8	9

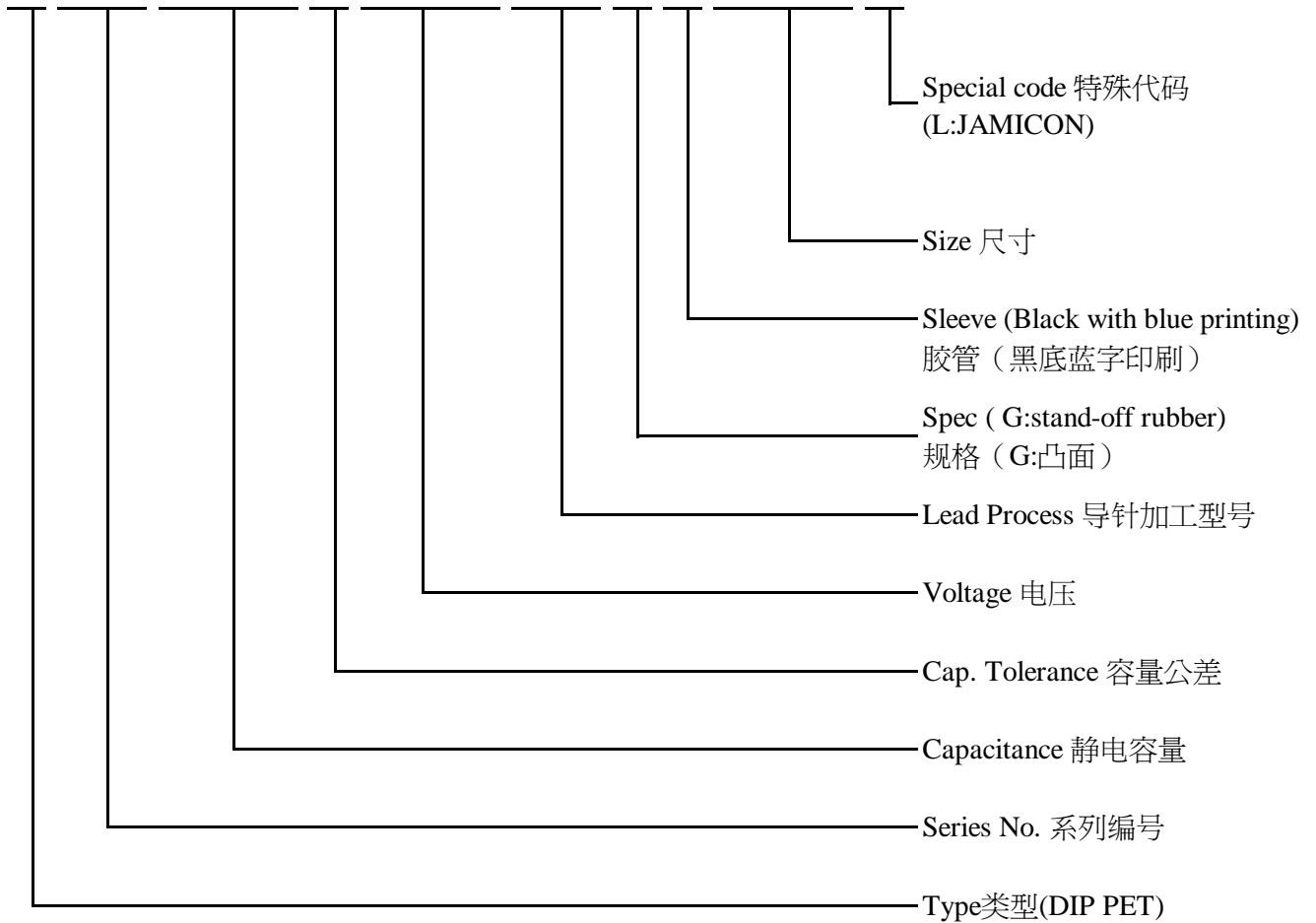
Manufactured month 生产月份

Month	1	2	3	4	5	6	7	8	9	10	11	12
Code	04	08	12	16	20	24	28	32	36	40	44	48

## VII. Catalog numbering

JAMICON TYPE 类型(Part Number 料号) :

1	2	3	4	5	6	7	8	9	10	11	12	13	14	15	16	17	18
J	T	K	3	3	8	M	0	5	0	T	1	G	M	N	3	5	L





**VIII.PACKAGING SPECIFICATION 包装规范**

Miniature Aluminum Electrolytic Capacitors 小型化铝电解电容器

For Bulk: Standard Cutting & Forming 针对散装：标准切脚&成型

Classification 分类	Standard Bulk 标准品散装				Cutting & Forming 切脚&成型				Min. ordering amount 最小订购 数量
	Vinyl bag Qty 袋装数 量(pcs)	inner box 内箱数量 (pcs)	outer carton 外箱数量 (pcs)	gross weight 总重(kg)	Vinyl bag Qty 袋装数 量(pcs)	inner box 内箱数量 (pcs)	outer carton 外箱数量 (pcs)	gross weight 总重(kg)	kpcs
4×5	2,000	24,000	48,000	13	2,000	20,000	80,000	20	25
4×7	2,000	20,000	40,000	11	2,000	16,000	64,000	17	25
5×5	2,000	20,000	40,000	12	2,000	16,000	64,000	18	25
5×7	2,000	16,000	32,000	13	2,000	16,000	64,000	23	25
5×11	1,000	12,000	24,000	13	1,000	10,000	40,000	22	25
6.3×5	2,000	16,000	32,000	11	2,000	10,000	40,000	16	20
6.3×7	2,000	12,000	24,000	10	2,000	10,000	40,000	15	20
6.3×11,6.3X15	1,000	10,000	20,000	14	1,000	7,000	28,000	17	20
8×7	500	10,000	20,000	14	500	6,500	26,000	16	15
8×9,8×11	500	7,500	15,000	17	500	4,000	16,000	18	15
8×14,8X15	500	5,000	10,000	12	500	3,000	12,000	14	15
8×16	500	5,000	10,000	16	200	2,000	8,000	13	15
8×20	200	4,000	8,000	14	200	2,000	8,000	14	15
10×12.5	200	4,000	8,000	15	200	2,000	8,000	15	12
10×15	200	3,600	7,200	16	200	2,000	8,000	18	12
10X16,10×17	200	3,600	7,200	17	200	1,600	6,400	15	12
10×20	200	3,000	6,000	19	200	1,400	5,600	17	12
10×25	200	2,400	4,800	17	200	1,200	4,800	16	12
12.5×13,12.5×15	100	2,400	4,800	15	200	800	3,200	13	10
12.5×18,12.5×20	100	1,800	3,600	15	200	600	2,400	10	10
12.5×25	100	1,200	2,400	14	200	600	2,400	14	10
12.5×30	100	1,200	2,400	16	100	500	2,000	14	10
12.5×34,12.5×36	100	1,000	2,000	14	100	300	1,200	12	10
12.5×38,12.5×40	100	800	1,600	15	100	300	1,200	15	10
16X15、16X20	200	1,000	2,000	22	200	1,000	2,000	22	5
16X25	200	1,000	2,000	24	-	500	4,000	44	5
16X30、16X32	200	800	1,600	20	-	500	3,000	37	5
16X36、16X40	200	600	1,200	22	-	500	3,000	55	5
16X45	100	500	1,000	22	-	-	-	-	5
18X15、18X20	200	800	1,600	21	-	-	-	-	2.5
18X22、18X25	200	800	1,600	23	-	500	2,000	28	2.5
18X30	100	600	1,200	25	-	-	-	-	2.5
18X32、18X36、18X40	100	500	1,000	25	-	500	1,000	25	2.5
18X45、18X50	100	300	600	21	-	600	1,200	40	2.5
20X25	-	-	-	-	-	400	800	20	1.5
22X32	-	-	-	-	-	320	1,920	55	1.5
22X30	-	-	-	-	-	400	800	25	1.5
22X35、22X40	100	300	600	21	-	400	800	27	1.5

### For Taping Ammo & Reel 针对编带折迭式&圆盘式 :

Classification 分类	Ammo Tape 折迭式编带					Reel Tape 圆盘式编带			Min. ordering amount 最小订购数量
	Case size D*L(mm)	inner box 内盒 (mm)	quantity 数量(pcs)	outer carton 外箱 (mm)	quantity 数量 (pcs)	gross weight 总重(kg)	inner carton 内箱 350*350*110 (mm)	outer carton 外箱 370*370*600 (mm)	gross weight 总重(kg)
4φ	340×275×50	3,000	355×297×290	15,000	6	3,000	15,000	8	25
5φ	340×230×50	2,000	355×252×290	10,000	6~7	2,400	12,000	8	25
6.3φ	340×275×50	2,000	355×297×290	10,000	8	2,000	10,000	6	20
8φ×5-16L	340×230×50	1,000	355×252×290	5,000	7	1,600	8,000	12	15
8φ×20L	340×230×58	1,000	355×252×315	5,000	7	1,000	5,000	12	15
10φ×10~17L	340×230×50	600	355×252×290	3,000	7	-	-	-	12
10φ×20~25L	340×230×58	600	355×252×315	3,000	7	-	-	-	12
10φ×30L	340×230×65	600	355×252×290	2,400	7	-	-	-	12
12.5φ×32L below	315×275×65	400	355×297×290	1,600	5	-	-	-	10
12.5φ×36L above	315×275×74	400	355×297×337	1,600	5	-	-	-	10
16φ×32L below	315×275×65	300	355×297×290	1,200	5	-	-	-	5
16φ×36L above	315×275×74	300	355×297×337	1,200	5	-	-	-	5

Note : For 10φ Reel Tape : 备注 : 对于10φ圆盘式编带

size 尺寸	inner carton内箱(pcs)	outer carton外箱(pcs)
10φ×10~16L	1,200	6,000
10φ×17~20L	1,000	5,000

## IX. Others

(1) All the Jamicon capacitors, which are authenticated by the SGS, and the test report shows that the inspection results of Hexavalent Chromium VI(Cr(VI)), Cadmium (Cd), Mercury (Hg), Lead (Pb), Polybrominated Biphenyls (PBBs), Polybrominated Diphenyl Ether (PBDEs) comply with the RoHS requirements.

凯美所有电容器经SGS认证测试报告中所检测的六价铬(Cr<sup>+6</sup>)、镉(Cd)、汞(Hg)、铅(Pb)、多溴联苯(PBBs)和多溴联苯醚(PBDEs)均符合RoHS要求。

(2) Satisfied characteristic JIS C 5101. 符合JIS C 5101特性。

(3) Aluminum Electrolytic Capacitors may be damaged by corrosion which is caused by any halogenated hydrocarbon solvents.

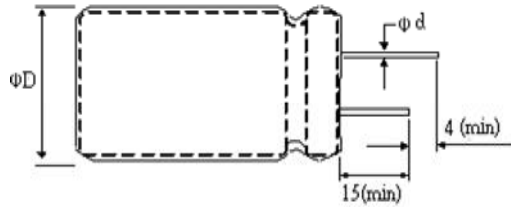
铝电解电容器可能会被卤化烃类溶剂导致的腐蚀而损坏。

Please let us know in advance the solvent name and conditions for your PCB cleaning

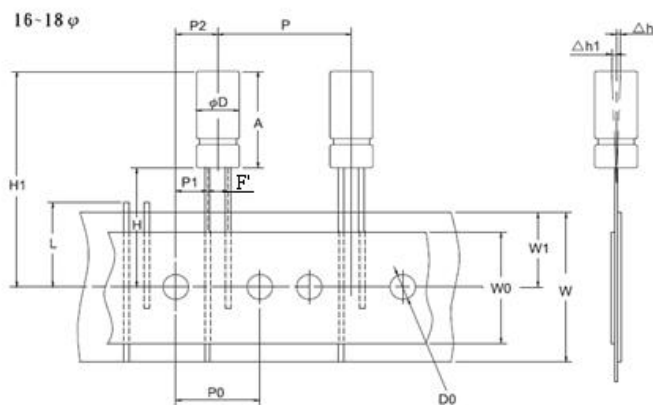
请让我们事先了解贵司印刷电路板使用的清洗剂的名称和清洗条件。

**X. Lead processing type and Taping 导针加工类型和贴品**

**Code S1: Standard Type 标准型**



**Code : T1 Packaging for the folding type 包装为折迭型式**



Size F means the distance after forming between the centers of the two lead pins.

尺寸表(mm) , F' 表示成型后两导针中心之间的距离。

符号	尺寸	公差
	18x35	
A	37	max
φd	0.8	±0.05
F'	7.5	+0.6/-0.2
P1	3.75	±0.7
P	30	±1.0
P0	15	±0.2
P2	7.5	±1.3
W	18	±0.5
W0	8.0	min
W1	9.0	±0.5
W2	2.0	max
H	18.5	±0.5
D0	4.0	±0.3
L	11	max
Δh	0.2	max
Δh1	0.2	max
t	0.6	±0.3