

SB-95-12

FIS GAS SENSOR SB-95-12 for CARBON MONOXIDE and METHANE

The SB-95-12 is a tin dioxide semiconductor gas sensor which has an excellent performance in detecting both CO and methane selectively with single sensor element. This unique feature was realized by using a mini-bead type sensing element with a periodic temperature change operation method.

Structure

Gas sensitive semiconductor material is a mini bead type and a heater coil and electrode wire are embedded in the element. The sensing element is installed in the metal housing which uses double stainless steel mesh (100 mesh) in the path of gas flow. This sensor unit is placed in an external housing which contains active charcoal filter (Fig 1b).

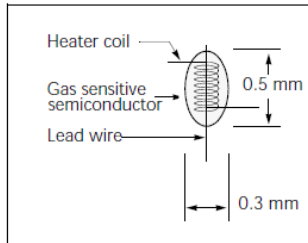


Fig 1a. Sensing element

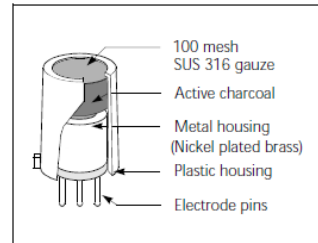


Fig 1b. Configuration

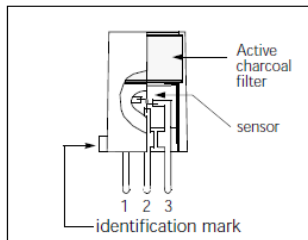


Fig 1c. Pin Layout

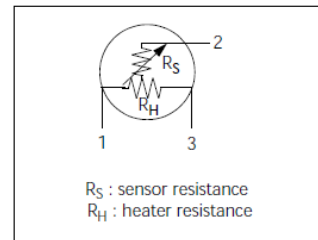


Fig 1d. Equivalent circuit

Operating conditions

When the sensor is operated with high/low periodic operation (Fig 2), sensor signal changes according to the temperature dependency characteristics. By detecting the sensor signal at sufficient timings (at a high temperature for methane and at a low temperature for CO) selective detection of both methane and CO has been achieved. Fig 3a and 3b show the sensitivity characteristics of the SB-95-12, at high and low temperature signals respectively.

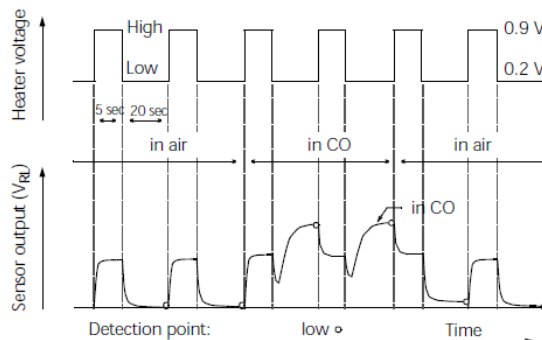


Fig 2 SB-95-12: Operating conditions and output signal

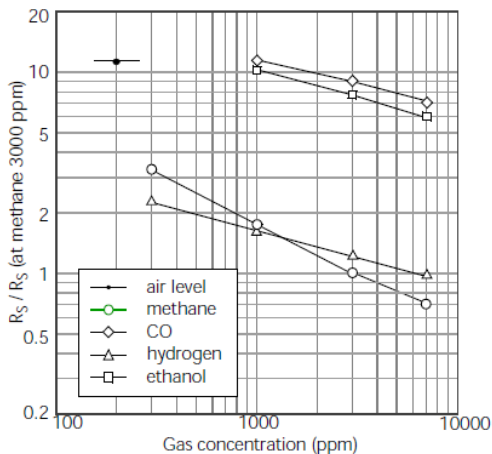


Fig 3a. SB-95-12: Sensitivity
at HIGH signal for methane

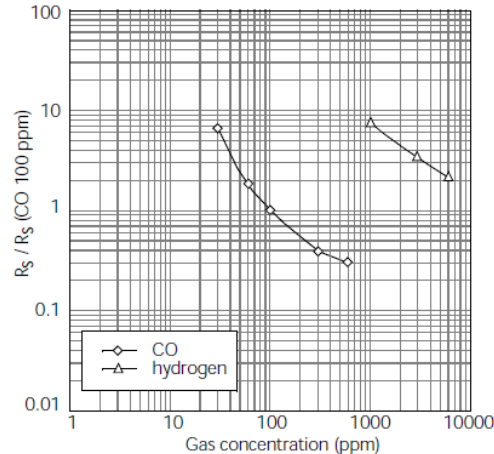


Fig 3b. SB-95-12: Sensitivity
at LOW signal for CO

Specifications

A. Standard Operating conditions

Symbol	Parameter	Specification	Conditions etc.
VH(H)	Heater voltage (high)	0.9 V ± 5%	AC, DC or pulse
VH(L)	Heater voltage (low)	0.2 V ± 5%	AC, DC or pulse
VC	Circuit voltage	Less than 5V	DC: Pin2 (+) - Pin 1 (-)
RL	Load resistance	Variable (> 200 Ω)	PS < 10 mW
RH	Heater resistance	2.8 Ω ± 0.2 Ω	at room temperature
TH(H)	Heating time (high)	5 sec ± 0.1 sec	
TH(L)	Heating time (low)	20 sec ± 0.1 sec	
IS(H)	Current consumption(high)	132mA ± 15mA	VH=0.9V
IS(L)	Current consumption(low)	59mA ± 10mA	VH=0.2V
PS	Power dissipation	Less than 10 mW	

B. Environmental conditions

Symbol	Parameter	Specification	Conditions etc.
Tao	Operating temperature	-10 °C to 50 °C	
Tas	Storage temp	-20 °C to 60 °C	
RH	Relative humidity	Less than 95% RH	
(O ₂)	Oxygen concentration	21% ± 1% (Standard condition) The sensitivity characteristics are influenced by the variation in oxygen concentration. Please consult FIS for details.	Absolute minimum level: more than 18%

C. Sensitivity characteristics

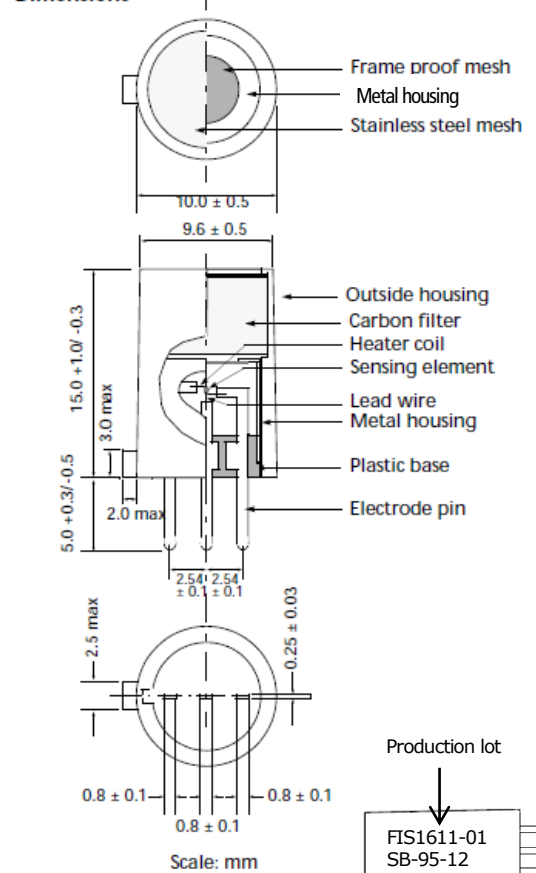
Model	SB-95-12		
Symbol	Parameter	Specification	Conditions etc.
Rs(L)	Sensor resistance at LOW period	4.5 kΩ - 40 kΩ	at 100ppm of CO
α(L) (30-100)	Sensitivity slope (30-100 ppm)	1.05 to 2.1	$\frac{\log(Rs(30ppm) / Rs(100ppm))}{\log(30/100)}$
α(L) (100-300)	Sensitivity slope at LOW period	0.5 to 1.0	$\frac{\log(Rs(300ppm) / Rs(100ppm))}{\log(300/100)}$
Rs(H)	Sensor resistance at HIGH period	0.2 kΩ - 2.3 kΩ	at 3000 ppm of methane
β(H)	Sensitivity slope at HIGH period	0.45 to 0.65	Rs (3000 ppm) /Rs (1000ppm)
Standard Test Conditions:		Temp: 20 °C ± 2 °C Humidity: 65% ± 5% (in clean air) Pre-heating time: more than 4 days	VC : 5.0 V ± 5% VH : 0.9 V ± 5% VH (low) : 0.2 V ± 5% RL (high): 750Ω ± 1% RL (low) : 10 kΩ ± 1%

D. Mechanical characteristics

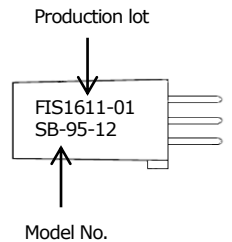
Items	Conditions	Specifications
Vibration	Frequency: 5- 500 Hz Acceleration: 1.3 G Sweep Time: 40 min.	Should satisfy the specifications shown in the sensitivity characteristics after test.
Drop	Height: 60 cm Number of impacts: 3 times	

Please contact

Dimensions



Weight : 1.2g



E. Parts and Materials

No.	Parts	Materials
1	Flameproof mesh	SUS 316 (100 mesh, double)
2	Metal housing	Nickel plated brass
3	Stainless steel mesh	SUS 316 (100 mesh, single)
4	Outside housing	Nylon 6 (UL94 V-0)
5	Carbon filter	Activated carbon
6	Heater coil / Lead wire	Platinum
7	Sensing element	Tin dioxide
8	Lead wire	Platinum
9	Plastic base	PBT (poly butylen telephthalate)
10	Electrode pins	Iron-nickel alloy

November, 2016

FIS Inc.
3-36-3, Kitazono
Itami, Hyogo
664-0891 Japan

Tel: +81-72-780-1800

Fax: +81-72-785-0073

http://www.fisinc.co.jp