
































MULTI CONNECTION SYSTEM MIDI

Male Connectors with CAGE CLAMP®, Pin Spacing 5.08 mm / 0.2 in

| | | |
|--|--|--|
| <p>Pin spacing 5.08 mm/0.2 in, orange 0.08 – 2.5 mm² AWG 28 – 12 250 V/4 kV/3 300 V, 15 A  12 A 300 V, 15 A </p> <p> 8 – 9 mm / 0.33 in</p> <p>*       </p> | <p>Pin spacing 5.08 mm/0.2 in, orange 0.08 – 2.5 mm² AWG 28 – 12 250 V/4 kV/3 300 V, 15 A  12 A 300 V, 15 A </p> <p> 8 – 9 mm / 0.33 in</p> <p>*       </p> | <p>Pin spacing 5.08 mm/0.2 in, orange 0.08 – 2.5 mm² AWG 28 – 12 250 V/4 kV/3 300 V, 15 A  12 A 300 V, 15 A </p> <p> 8 – 9 mm / 0.33 in</p> <p>*       </p> |
|--|--|--|

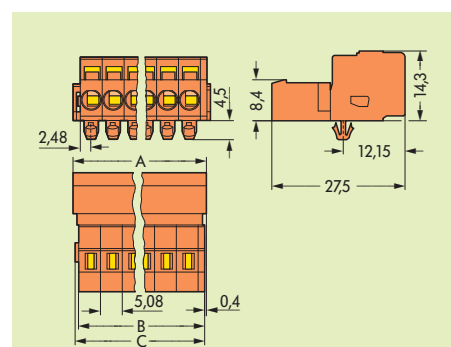
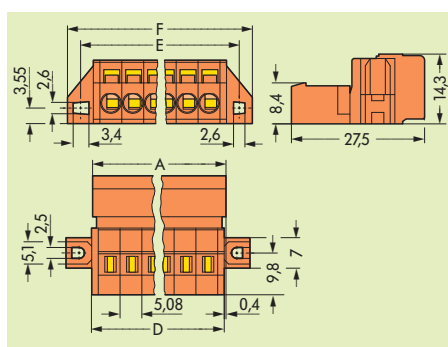
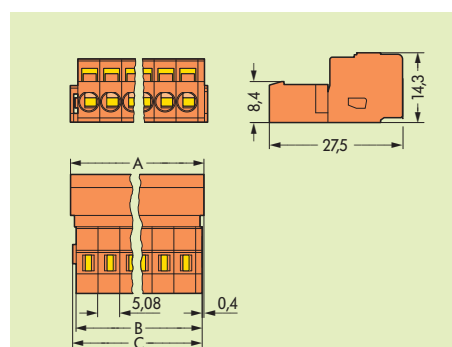


| No. of poles | Item No. | No. of poles | Item No. | No. of poles | Item No. |
|--|----------|---|-----------------|---|-----------------|
| Male connectors with CAGE CLAMP®, orange | | Male connectors with CAGE CLAMP® and fixing flanges, orange, for screw fixing or similar methods of fixing, for vertical or horizontal fixing | | Male connectors with CAGE CLAMP® and snap-in mounting feet, orange, for plate thickness 0.6 mm – 1.2 mm, fixing hole Ø 3.5 mm (with mounting adapter 209-137 for DIN 35 rail) | |
| 2 | 231-632 | 2 | 231-632/019-000 | 2 | 231-632/018-000 |
| 3 | 231-633 | 3 | 231-633/019-000 | 3 | 231-633/018-000 |
| 4 | 231-634 | 4 | 231-634/019-000 | 4 | 231-634/018-000 |
| 5 | 231-635 | 5 | 231-635/019-000 | 5 | 231-635/018-000 |
| : | : | : | : | : | : |
| 12 | 231-642 | 12 | 231-642/019-000 | 12 | 231-642/018-000 |
| : | : | : | : | : | : |
| 21 | 231-651 | 21 | 231-651/019-000 | 21 | 231-651/018-000 |
| 22 | 231-652 | 22 | 231-652/019-000 | 22 | 231-652/018-000 |
| 23 | 231-653 | 23 | 231-653/019-000 | 23 | 231-653/018-000 |
| 24 | 231-654 | 24 | 231-654/019-000 | 24 | 231-654/018-000 |

Accessories

| | | | | | |
|---|---|---|---|---|---|
|  | Coding key , snap-on type, light grey 231-129 |  | Coding key , snap-on type, light grey 231-129 |  | Coding key , snap-on type, light grey 231-129 |
|  | Separator , for formation of groups, light grey 231-500 |  | Separator , for formation of groups, light grey 231-500 |  | Separator , for formation of groups, light grey 231-500 |
|  | Insulation stop , 5 pcs/strip 0.08 - 0.2 mm ² (white) 231-670 0.25 - 0.5 mm ² (light gr.) 231-671 0.75 - 1 mm ² (dark grey) 231-672 |  | Tapping screw , B 2.2 x 9.5 209-147 fixing hole Ø 1.8 mm |  | Mounting adapter , for DIN 35 rail, grey 209-137 3 or more poles |
|  | Insulation stop , 5 pcs/strip 0.2 mm ² solid/0.14 mm ² f-st |  | Insulation stop , 5 pcs/strip Description and item Nos. on the left |  | Insulation stop , 5 pcs/strip Description and item Nos. on the left |
|  | Marker strips , self-adhesive 1-12 (200x) 210-331/0508-0103 13-24 (200x) 210-331/0508-0104 |  | Marker strips , self-adhesive 1-12 (200x) 210-331/0508-0103 13-24 (200x) 210-331/0508-0104 |  | Marker strips , self-adhesive 1-12 (200x) 210-331/0508-0103 13-24 (200x) 210-331/0508-0104 |

Dimensions (in mm) A = (No. of poles x pin spacing) + 3.2 mm B = A - 1.7 mm C = A - 1.2 mm D = A - 0.2 mm E = D + 5.8 mm F = D + 11.8 mm



* Approvals with corresponding ratings see pages 12.3 ff.