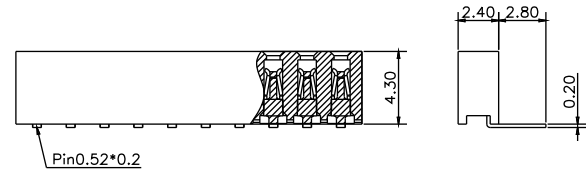
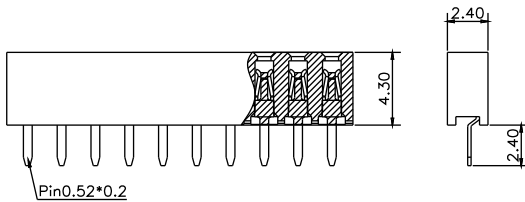
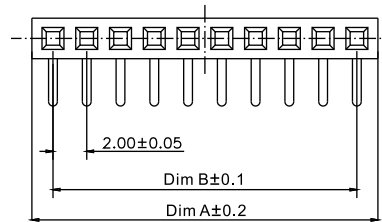
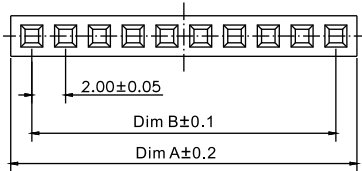


■ Specifications

Current rating:2.0AAC/DC  
Voltage rating:250V AC/DC  
Contact resistance:20m ohm. max.  
Insulation resistance:1000M ohm. Min.  
Withstanding voltage:500V AC for one minute  
Operating temperature range:-40°C to +105°C

■ Material and Finish

Insulator:High Temp. Plastic(UL94V-0)  
Contact:Phosphor Bronze  
Plating:Selective Gold Plated



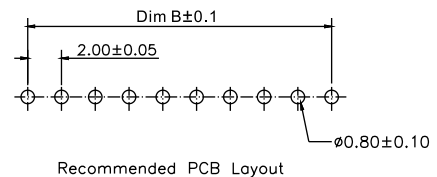
P/N: 2209S-XXG

P/N: 2209R-XXG

■ Engineering Dimension

Circuits	Dim. A	Dim. B	Circuits	Dim. A	Dim. B	Circuits	Dim. A	Dim. B	Circuits	Dim. A	Dim. B
2	4.50	2.00	12	24.50	22.00	22	44.50	42.00	32	64.50	62.00
3	6.50	4.00	13	26.50	24.00	23	46.50	44.00	33	66.50	64.00
4	8.50	6.00	14	28.50	26.00	24	48.50	46.00	34	68.50	66.00
5	10.50	8.00	15	30.50	28.00	25	50.50	48.00	35	70.50	68.00
6	12.50	10.00	16	32.50	30.00	26	52.50	50.00	36	72.50	70.00
7	14.50	12.00	17	34.50	32.00	27	54.50	52.00	37	74.50	72.00
8	16.50	14.00	18	36.50	34.00	28	56.50	54.00	38	76.50	74.00
9	18.50	16.00	19	38.50	36.00	29	58.50	56.00	39	78.50	76.00
10	20.50	18.00	20	40.50	38.00	30	60.50	58.00	40	80.50	78.00
11	22.50	20.00	21	42.50	40.00	31	62.50	60.00			

■ Recommended PCB Layout



■ Ordering Information

**2209S-XXSG**

① ② ③

① S: Straight Type R: Right Angle Type	② No. Of Contacts	③ SG: Selective Gold Plated
---	-------------------	-----------------------------

Unit:mm