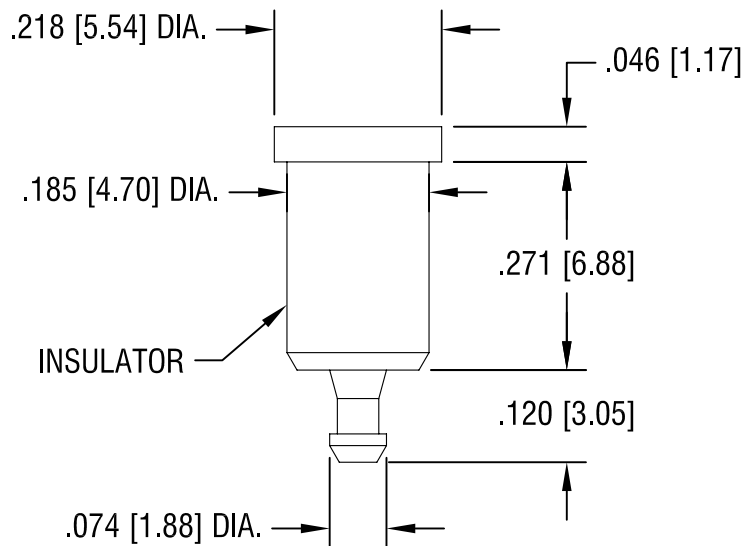
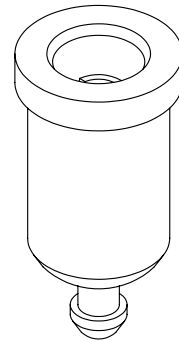
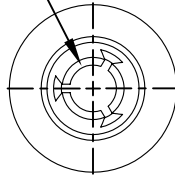


THIS DOCUMENT IS THE PROPERTY OF
KEYSTONE ELECTRONICS CORP. AND
SHALL NOT BE REPRODUCED, DISTRIBUTED
OR USED AS A BASIS FOR MANUFACTURE
WITHOUT PRIOR WRITTEN PERMISSION
FROM KEYSTONE ELECTRONICS CORP.

SPRING CONTACT TO
ACCEPT .090[2.28]
PIN DIA.



| PART NO. | COLOR |
|----------|-------|
| 11007 | WHITE |
| 11007-R | RED |
| 11007-B | BLACK |

NOTES:

1. TERMINAL JACK : MAT'L - BERYLLIUM COPPER (QQ-C-533)
2. BUSHING: MAT'L - PTFE

| | | | |
|-----------------------------------|-----------------|--------------------------|---------------|
| KEYSTONE ELECTRONICS CORP. | | | |
| ASTORIA, N.Y. 11105-2017 | | | |
| PART NAME | | PTFE INSULATED TEST JACK | |
| MATERIAL | | AS NOTED | |
| FINISH | | DRN BY | DATE |
| GOLD PLATE | | N.T. | 7.10.07 |
| | | APP'D | SCALE |
| | | LN | 4X |
| TOLERANCES | INCH [MM] | CODE | DWG NO. |
| DECIMAL | ± .005 [± 0.15] | C/M | 11007- |
| ANGULAR | ± 1° | | |
| UNLESS OTHERWISE SPECIFIED | | | |

| DATE | DESCRIPTION | REV. |
|------|-------------|------|
| | | |