






Modular Terminal Blocks with Fixing Flange or Snap-in Mounting Foot 2.5 mm² / AWG 14, Series 261










Test plug modules see page 10.28	0.08 – 2.5 mm² 500 V/6 kV/3 ① 24 A	AWG 28 – 14 300/600 V, 15/5 A ② 300/600 V, 20/5 A ③	2 x 0.08 – 2.5 mm² 500 V/6 kV/3 ① 24 A	2 x AWG 28 – 14 300/600 V, 15/5 A ② 300/600 V, 20/5 A ③
	Terminal block width 6 mm / 0.236 in  8 – 9 mm / 0.33 in		Terminal block width 10 mm / 0.394 in  8 – 9 mm / 0.33 in	
<small>* ① VDE ② KEH ③ CCA ④ KEH ⑤ N ⑥ S ⑦ D ⑧ PE ⑨ GL BV LR NV ⑩</small>		<small>* ① VDE ② KEH ③ CCA ④ KEH ⑤ N ⑥ S ⑦ D ⑧ PE ⑨ GL BV LR NV ⑩</small>		



- ① 500 V = rated voltage
6 kV = rated surge voltage
3 = pollution degree
(see also section 15)
- ② Suitable for Ex i applications

Description	Color	Item No.	Pack.-unit pcs	Color	Item No.	Pack.-unit pcs
 Terminal blocks with fixing flange, for screw fixing or similar methods, fixing hole diameter 3.2 mm (with mounting adapter 209-123 also for DIN 35 rail)	2-conductor terminal blocks			4-conductor terminal blocks		
	grey	261-301	200 (4 x 50)	grey	261-331	200 (4 x 50)
	light grey	261-303	200 (4 x 50)	light grey	261-333	200 (4 x 50)
	blue	261-304 ②	200 (4 x 50)	blue	261-334 ②	200 (4 x 50)
	orange	261-306	200 (4 x 50)	orange	261-336	200 (4 x 50)
 Terminal blocks with snap-in mounting foot, for plate thickness 0.6 – 1.2 mm, fixing hole diameter 3.5 mm (fits aluminum rail 210-154 or with mounting adapter 209-120 for DIN 35 rail)	2-conductor terminal blocks			4-conductor terminal blocks		
	grey	261-311	200 (4 x 50)	grey	261-341	200 (4 x 50)
	light grey	261-313	200 (4 x 50)	light grey	261-343	200 (4 x 50)
	blue	261-314 ②	200 (4 x 50)	blue	261-344 ②	200 (4 x 50)
	orange	261-316	200 (4 x 50)	orange	261-346	200 (4 x 50)
 End terminal block ③, without fixing foot, for terminal strips with snap-in mounting feet (see dimensioned drawings on page 10.21)	2-conductor terminal blocks			4-conductor terminal blocks		
	grey	261-321	200 (4 x 50)	grey	261-351	200 (4 x 50)
	light grey	261-323	200 (4 x 50)	light grey	261-353	200 (4 x 50)
	blue	261-324 ②	200 (4 x 50)	blue	261-354 ②	200 (4 x 50)
	orange	261-326	200 (4 x 50)	orange	261-356	200 (4 x 50)
	green-yellow	261-327	200 (4 x 50)	green-yellow	261-357	200 (4 x 50)

Accessories for modular terminal blocks and terminal strips (Marking accessories see section 14)

 End plate with fixing flange	grey	261-361	100 (2 x 50)	grey	261-361	100 (2 x 50)
 End plate with snap-in mounting foot	grey	261-371	100 (2 x 50)	grey	261-371	100 (2 x 50)
 Comb type jumper bar, insulated, 2-way	I _N 16 A			I _N 16 A		
	grey	261-402	25	grey	261-402	25
	reduce wire to 1.5 mm ² /AWG 16 max.			reduce wire to 1.5 mm ² /AWG 16 max.		
 Operating tool, insulated, for connecting the comb type jumper bar	2-way	209-132	1	2-way	209-132	1
 Aluminum carrier rail, 1000 x 18 x 7 mm 3'3" x 0.709 x 0.276 in		210-154	1		210-154	1
 Plastic end stop, with WSB marking facility, for aluminum rail 210-154	6 mm / 0.236 in wide			6 mm / 0.236 in wide		
	grey	209-122	25	grey	209-122	25
 Mounting adapter, for terminal blocks with snap-in mounting foot, for DIN 35 rail	6 mm / 0.236 in wide			6 mm / 0.236 in wide		
	grey	209-120	25	grey	209-120	25
 Mounting adapter with screw, for terminal blocks with fixing flange, for DIN 35 rail	6 mm / 0.236 in wide			6 mm / 0.236 in wide		
	grey	209-123	25	grey	209-123	25
 Mounting adapter for DIN 35 rail, can be used as end stop	6.5 mm / 0.256 in wide			6.5 mm / 0.256 in wide		
	grey	209-137	25	grey	209-137	25

* For further approvals with corresponding ratings see section 15.