

LF79WAEMBGMB

HIGH EFFICIENCY RED / BLUE / GREEN

Features

- TWO BLUE, ONE GREEN AND ONE RED CHIPS IN ONE PACKAGE.
- CAN PRODUCE ANY COLOR IN VISIBLE SPECTRUM, INCLUDING WHITE LIGHT.
- WIDE VIEWING ANGLE FOR DIFFUSED LENS AND HIGH INTENSITY FOR WATER CLEAR LENS.

Description

The Green source color devices are made with Gallium Phosphide Green Light Emitting Diode.

The High Efficiency Red source color devices are made with Gallium Arsenide Phosphide on Gallium Phosphide Orange Light Emitting Diode.

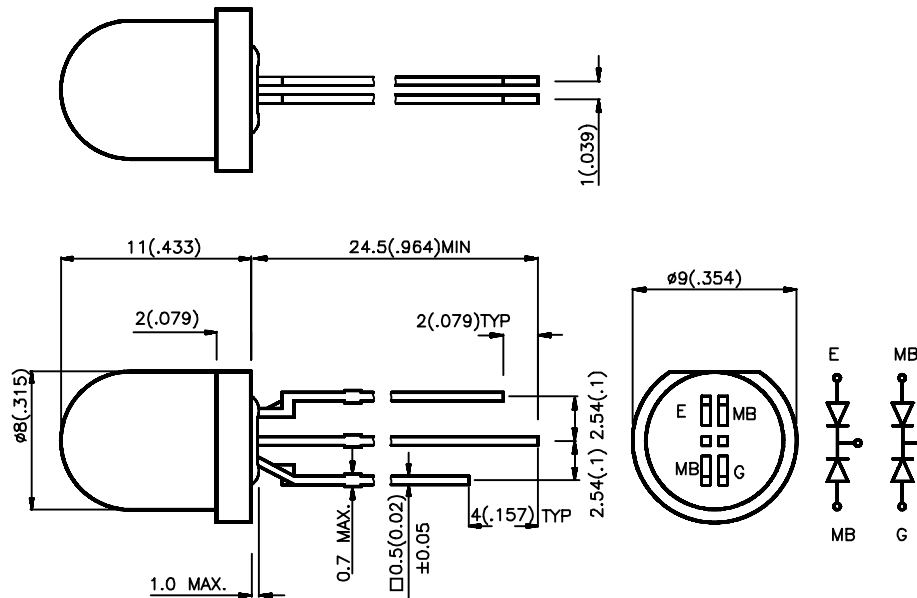
The Blue source color devices are made with GaN on SiC Light Emitting Diode.

Static electricity and surge damage the LEDs.

It is recommended to use a wrist band or anti-electrostatic glove when handling the LEDs.

All devices, equipment and machinery must be electrically grounded.

Package Dimensions



Notes:

1. All dimensions are in millimeters (inches).
2. Tolerance is $\pm 0.25(0.01)$ unless otherwise noted.
3. Lead spacing is measured where the lead emerges from the package.
4. Specifications are subjected to change without notice.

Selection Guide

Part No.	Dice	Lens Type	Iv (mcd) @ 20 mA		Viewing Angle
			Min.	Typ.	θ1/2
LF79WAEMBGMB	HIGH EFFICIENCY RED (GaAsP/GaP)	WATER CLEAR	12	35	60°
	BLUE(GaN)		12	25	
	GREEN (GaP)		12	35	
	BLUE(GaN)		12	25	

Note:

1. θ1/2 is the angle from optical centerline where the luminous intensity is 1/2 the optical centerline value.

Electrical / Optical Characteristics at T_A=25°C

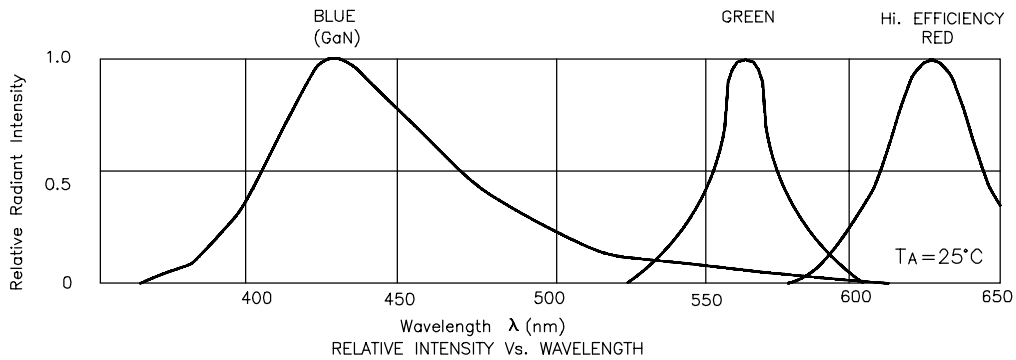
Symbol	Parameter	Device	Typ.	Max.	Units	Test Conditions
λ _{peak}	Peak Wavelength	High Efficiency Red Green Blue	625 565 430		nm	IF=20mA
Δλ _{1/2}	Spectral Line Halfwidth	High Efficiency Red Green Blue	45 30 65		nm	IF=20mA
C	Capacitance	High Efficiency Red Green Blue	45 100		pF	VF=0V;f=1MHz
V _F	Forward Voltage	High Efficiency Red Green Blue	2.0 2.2 4.5	2.5 2.5 5.5	V	IF=20mA
I _R	Reverse Current	All	10		μA	VR = 5V

Absolute Maximum Ratings at T_A=25°C

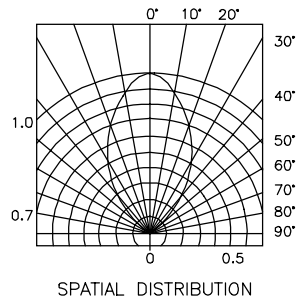
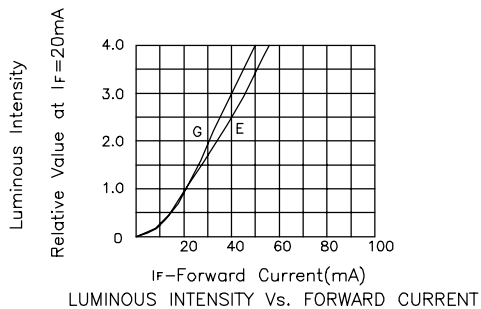
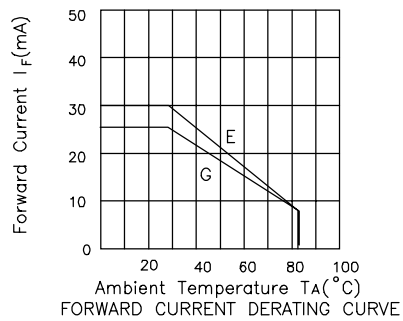
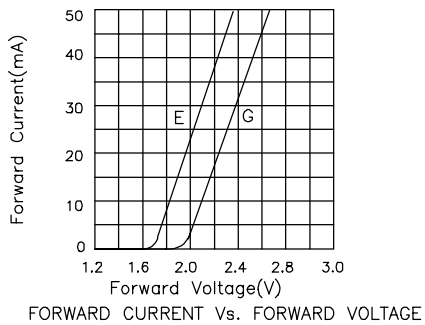
Parameter	High Efficiency Red	Green	Blue	Units
Power dissipation	105	105	105	mW
DC Forward Current	30	25	30	mA
Peak Forward Current [1]	150	150	200	mA
Reverse Voltage	5	5	5	V
Operating/Storage Temperature	-40°C To +85°C			
Lead Soldering Temperature [2]	260°C For 5 Seconds			

Notes:

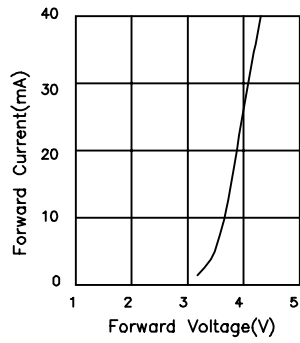
1. 1/10 Duty Cycle, 0.1ms Pulse Width.
2. 4mm below package base.



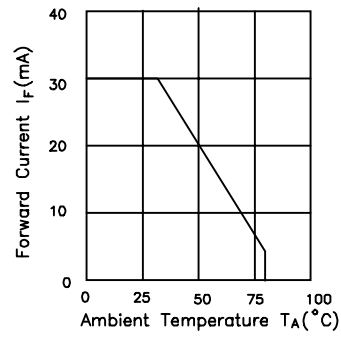
LF79WAEMBGMBC High Efficiency Red / Green



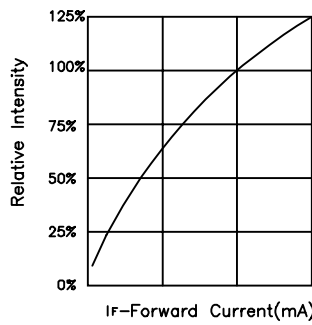
Blue



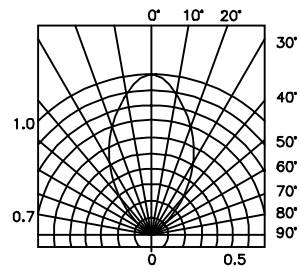
FORWARD CURRENT Vs. FORWARD VOLTAGE



FORWARD CURRENT DERATING CURVE



RELATIVE INTENSITY Vs. FORWARD CURRENT



SPATIAL DISTRIBUTION