

PRODUCT DATASHEET

is brought to you by




[SOS electronic](https://www.soselectronic.com/)

distribution of electronic components


Click to view availability, pricing and lifecycle information.

Visit <https://www.soselectronic.com/>

Datasheet begins on next page.

U.I. Lapp GmbH	PRODUCT INFORMATION	
	ÖLFLEX® CLASSIC FD 810 CY	13.01.2016

Highly flexible, screened control cable with PVC core insulation and PVC inner and outer sheath
 Well-proven and reliable
 Cost-effective solution
 Additional robustness thanks to inner sheath
 Copper screening complies with EMC requirements and protects against electromagnetic interference



Power chain



Interference signals

Info

Core Line for ordinary duty in power chain applications
 The classic for multi-functional use
 EMC-compliant

Application range

In power chains or moving machine parts
 Suitable for use in measuring, control and regulating circuits
 Power circuits for electrical equipments used in automation engineering
 Assembly lines, production lines, in all kinds of machines
 Only for outdoor use within the indicated operating temperature range, with UV-protection

Product Make-up

Extra-fine wire strand made of bare copper wires (class 6)
 Core insulation: PVC
 Cores twisted in layers in short lay lengths
 PVC inner sheath, grey
 Tinned-copper braiding
 Non-woven wrapping
 PVC outer sheath, grey (RAL 7001)


Norm references / Approvals

Core based on VDE 0245/0285
 Outer sheath based on VDE 0245/0285
 For use in power chains: Please comply with assembly guideline Appendix T3

Product features

Designed for 5 million alternating bending cycles and travel distances up to 10 meter
 Flame-retardant according IEC 60332-1-2
 Low-adhesive surface
 EMC-compliant

Product Management	Document: LAPP_PRO89EN.pdf	1 / 4
--------------------	----------------------------	-------

U.I. Lapp GmbH	PRODUCT INFORMATION	
	ÖLFLEX® CLASSIC FD 810 CY	13.01.2016

Remark

Unless specified otherwise, the shown product values are nominal values. Detailed values (e.g. tolerances) are available upon request.

Copper price basis: EUR 150/100 kg. Refer to catalogue appendix T17 for the definition and calculation of copper-related surcharges.

Please find our standard lengths at: www.lappkabel.de/en/cable-standardlengths

Packaging size: coil \leq 30 kg or \leq 250 m, otherwise drum

Please specify the preferred type of packaging (e.g. 1 x 500 m drum or 5 x 100 m coils).

Photographs are not to scale and do not represent detailed images of the respective products.

Technical Data

Core identification code:	Black with white numbers acc. to VDE 0293-1
Classification:	ETIM 5.0 Class-ID: EC000104 ETIM 5.0 Class-Description: Control cable
Conductor stranding:	Extra-fine wire acc. to VDE 0295, class 6/ IEC 60228 class 6
Minimum bending radius:	For flexible use: 7.5 x outer diameter Fixed installation: 4 x outer diameter
Nominal voltage:	U ₀ /U: 300/500 V
Test voltage:	4000 V
Protective conductor:	G = with GN-YE protective conductor X = without protective conductor
Temperature range:	Flexing: 0°C to +70°C Fixed installation: -40°C to +80°C

Product Management	Document: LAPP_PRO89EN.pdf	2 / 4
--------------------	----------------------------	-------

ÖLFLEX® CLASSIC FD 810 CY

13.01.2016

Part number	Number of cores and mm ² per conductor	Outer diameter (mm)	Copper index (kg/km)	Weight (kg/km)
ÖLFLEX® CLASSIC FD 810 CY				
0026200	2 X 0,5	6.9	33.0	74
0026201	3 G 0,5	7.3	39.0	84
0026202	4 G 0,5	7.9	46.0	98
0026203	5 G 0,5	8.4	54.0	110
0026204	7 G 0,5	9.8	70.0	143
0026205	12 G 0,5	11.3	100.0	201
0026206	18 G 0,5	13.4	153.0	287
0026207	25 G 0,5	15.9	202.0	394
0026208	30 G 0,5	16.5	228.0	432
0026219	2 X 0,75	7.3	39.0	85
0026220	3 G 0,75	7.8	48.0	99
0026221	4 G 0,75	8.4	59.0	116
0026222	5 G 0,75	9.0	69.0	133
0026223	7 G 0,75	10.7	90.0	178
0026224	12 G 0,75	12.4	129.0	253
0026226	18 G 0,75	14.9	205.0	368
0026227	25 G 0,75	17.4	271.0	496
0026229	30 G 0,75	18.0	320.0	549
0026230	2 X 1,0	7.7	46.0	97
0026231	3 G 1,0	8.2	57.0	114
0026232	4 G 1,0	8.9	70.0	134
0026233	5 G 1,0	9.8	81.0	159
0026234	7 G 1,0	11.4	110.0	207
0026235	12 G 1,0	13.4	182.0	314
0026238	18 G 1,0	16.1	254.0	443
0026239	25 G 1,0	18.8	365.0	612
0026240	26 G 1,0	18.8	374.0	625
0026241	34 G 1,0	21.5	463.0	787
0026242	41 G 1,0	23.2	542.0	918
0026243	50 G 1,0	25.3	640.0	1120
0026249	2 X 1,5	8.4	58.0	117
0026250	3 G 1,5	9.0	75.0	139
0026251	4 G 1,5	9.9	91.0	169

Part number	Number of cores and mm ² per conductor	Outer diameter (mm)	Copper index (kg/km)	Weight (kg/km)
0026252	5 G 1,5	10.9	112.0	201
0026253	7 G 1,5	12.7	145.0	262
0026254	12 G 1,5	15.1	247.0	404
0026255	16 G 1,5	16.8	314.0	503
0026256	18 G 1,5	17.8	348.0	560
0026257	25 G 1,5	21.2	498.0	793
0026259	34 G 1,5	23.9	700.0	1005
0026270	3 G 2,5	10.8	119.0	207
0026271	4 G 2,5	11.8	161.0	247
0026272	5 G 2,5	13.2	194.0	307
0026273	7 G 2,5	15.8	262.0	418
0026281	4 G 4	13.7	238.0	360
0026282	5 G 4	15.3	280.0	436
0026283	4 G 6	16.1	318.0	514
0026285	4 G 10	20.2	521.0	824
0026287	4 G 16	23.6	780.0	1207