



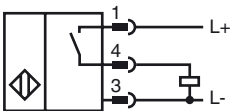
Model Number

NBN15-30GM50-E2-V1

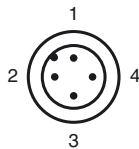
Features

- 15 mm not embeddable
- Extended temperature range

Connection



Pinout



Wire colors in accordance with EN 60947-5-2

1	BN
2	WH
3	BU
4	BK

Accessories

BF 30

Mounting flange, 30 mm

V1-G

Field attachable female cordset

V1-W

Field attachable female cordset

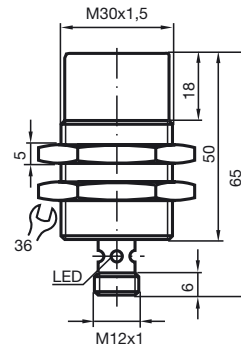
V1-G-2M-PUR

Cable socket, M12, 4-pin, PUR cable

V1-W-2M-PUR

Cable socket, M12, 4-pin, PUR cable

Dimensions



Technical Data

General specifications

Switching element function	PNP	NO
Rated operating distance	s_n	15 mm
Installation		not embeddable
Output polarity		DC
Assured operating distance	s_a	0 ... 12.15 mm (-25 ... 70 °C (-13 ... 158 °F)) 0 ... 11.4 mm (-40 ... -25 °C (-40 ... -13 °F))
Reduction factor r_{Al}		0.5
Reduction factor r_{Cu}		0.4
Reduction factor r_{V2A}		0.8

Nominal ratings

Operating voltage	U_B	10 ... 30 V
Switching frequency	f	0 ... 200 Hz
Hysteresis	H	typ. 5%
Reverse polarity protected		reverse polarity protected
Short-circuit protection		pulsing
Voltage drop	U_d	≤ 3 V
Operating current	I_L	0 ... 200 mA
Off-state current	I_r	0 ... 0.5 mA typ. 0.1 μ A at 25 °C
No-load supply current	I_0	≤ 20 mA
Indication of the switching state		Multihole-LED, yellow

Functional safety related parameters

MTTF _d	1740 a
Mission Time (T_M)	20 a
Diagnostic Coverage (DC)	0 %

Ambient conditions

Ambient temperature	-40 ... 70 °C (-40 ... 158 °F)
---------------------	----------------------------------

Mechanical specifications

Connection type	Device connector M12 x 1 , 4-pin
Housing material	brass, nickel-plated
Sensing face	PBT
Protection degree	IP67

Compliance with standards and directives

Standard conformity	
Standards	EN 60947-5-2:2007 IEC 60947-5-2:2007

Approvals and certificates

UL approval	cULus Listed, General Purpose
CSA approval	cCSAus Listed, General Purpose