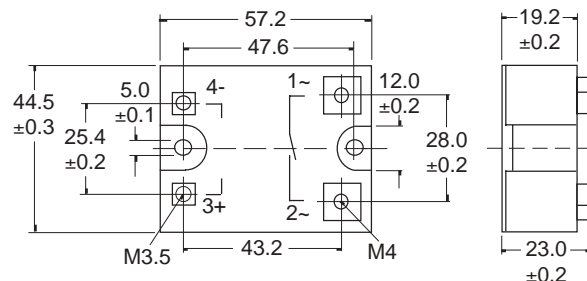


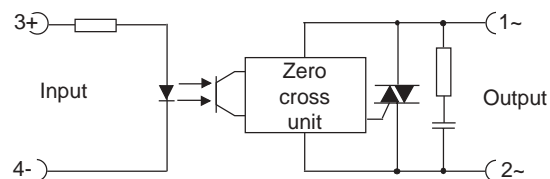
SPECIFICATION

Switching Type	zero cross	
Approvals	UL, CSA, VDE	
Output	triac	
Application Fields	resistive Loads inductive loads with $\cos\phi > 0.85$	
Input Circuit		
Control Voltage Range	V	3 - 32 DC
Control Current Max.	mA	34
Turn-off Voltage Min.	V	1 DC
Input Resistance	Ω	900
Output Circuit		
Load Voltage Range	V rms	24 - 280 AC
Peak-off-state Voltage	V drms	600
Off-state Leakage Current	mA _{eff} Max.	6
Load Current Range	A rms	0,1 - 10
Surge Current 1 half wave	A peak	110
I ² t for Fusing	A ² s	60
On-state Voltage	V peak	1,85
Off-state (Static) dv/dt	V/ μ s	200
Snubber	Ω ; nF	47 ; 47
General Data		
Turn-on Time Max.	ms	11
Turn-off Time Max.	ms	11
Line Frequency Range	Hz	47 - 63
Isolation Voltage between:		
- Input / Output	V rms	4.000
- Input-output/base	V rms	2.500
Isolation Resistance	M Ω	50
Operating Temperature	$^{\circ}$ C	-20 ... +80
Recommended Varistor	Siemens	SIOV-S20 K230

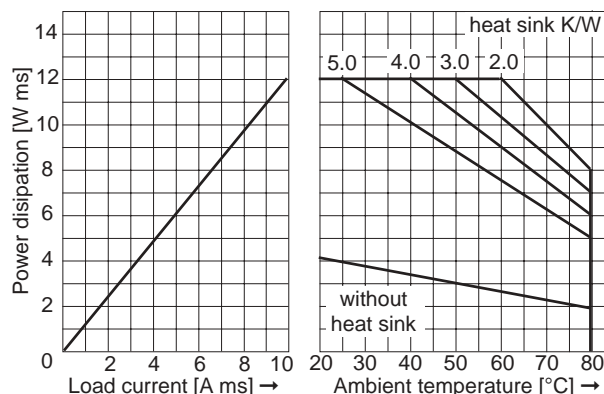


Drawings not to scale
All dimensions in mm nominal

Circuit Diagram



Derating diagram WG A5 6D 10 Z



SOLID STATE RELAY

1-phase for AC loads and chassis mounting

PART NUMBER

WG A5 6D 10 Z

Rev. No.	Revision Note	Date	Signature
A	Web Site 2002	1-6-02	RG

As part of the company policy of continued product improvement, specifications may change without notice. Our sales office will be pleased to help you with the latest information on this product range and details of our full design and manufacturing service. All products are supplied to our standard conditions of sale otherwise agreed in writing.