

# SERIES 1550 - SINGLE AND DOUBLE-POLE ROCKER SWITCHES

TO 16 (4) A 250 V AC



## PRODUCT FEATURES

- ◆ Inrush currents (capacitive) up to 100 A
- ◆ Two housing variants (with flange or lower lying)
- ◆ With mechanical forced opening
- ◆ Illuminated window with lens effect

## ON REQUEST

- ◆ Other colors
- ◆ Other rocker labelings
- ◆ Other lamp variants
- ◆ Conformity IEC 60065 chap. 14.6
- ◆ Special rockers
- ◆ Cable assembly

Mechanical life endurance	5E4
Inrush current (capacitive)	100 A
Contact distance	≥ 3 mm
Contact resistance (new condition)	< 100 mOhm (1 A 12 V DC)
Insulation resistance (new condition)	> 100 MOhm (500 V DC)
Proof tracking	250 PTI
Protection type	IP 40
Ambient temperature	terminal side -20 °C ... +100 °C actuating side -20 °C ... +55 °C
Flammability	UL 94 V-2 UL 94 V-0 (product-dependent)
Glow wire test temperature	850 °C
Material	actuator PA / PA C3U housing PA / PA C3U
Plug force of the terminals	≤ 80 N
Approval marks	
Suitable for appliances of protection class II	



ROCKER SWITCHES

PUSHBUTTON SWITCHES

TOGGLE SWITCHES

SLIDE SWITCHES

ROTARY SWITCHES

FOOT SWITCHES

FACT AND KEY SWITCHES
































SNAP-ACTION SWITCHES

MICRO-SIGNAL SWITCHES

SENSORS

# SERIES 1550 - SINGLE AND DOUBLE-POLE ROCKER SWITCHES

T0 16 (4) A 250 V AC

 single-pole	Lighting voltage in V	Actuator color / printing	Housing color	Electrical ratings										Terminal type	Terminal description	Contact material	EN 60335 cap. 30 conform "G"	Miscellaneous	Stock version
				16 (4) A 250 V AC 5E4	16 (4) A 250 V AC 1E4	10 (4) A 250 V AC 5E4	10 A 12 V DC	20 mA 250 V AC 5E4	20 A 250 V AC 2 HP	20 A 125 V AC 1 HP	16 A 250 V AC 2 HP	16 A 125 V AC 1 HP							
<b>ON / OFF switch (SPST)</b>																			
1550.3102	230			•	•								•		6.3	Ag			
1550.3105	12						•								6.3	Ag			
1550.3609	12						•								6.3	Ag		lower lying flange	
1551.2602				•	•							•	•			Ag		lower lying flange	
1551.3102				•	•							•	•		6.3	Ag	•		•
1551.3103				•	•							•	•		6.3	Ag			
1551.3105				•	•							•	•		6.3	Ag			
1551.3106				•	•							•	•		6.3	Ag			
1551.4803				•	•							•	•			Ag	•	2 PCB holders lower lying flange	
1551.2654							•									Au		approvals KEMA lower lying flange	
1552.0102				•	•							•	•			Ag			•
<b>Normally closed contact (SPNC)</b>																			
1581.1303				•								•	•		6.3	Ag	•	increased life endurance at high electrical rating	
1551.1303				•	•							•	•		6.3	Ag			
<b>Normally open contact (SPNO)</b>																			
1551.3202				•	•							•	•		6.3	Ag			
1551.3702				•	•							•	•		6.3	Ag		lower lying flange	

ROCKER SWITCHES

PUSHBUTTON SWITCHES

TOGGLE SWITCHES

SLIDE SWITCHES

ROTARY SWITCHES

FOOT SWITCHES

FACT AND KEY SWITCHES


SNAP-ACTION SWITCHES

MICRO-SIGNAL SWITCHES

SENSORS

# SERIES 1550 - SINGLE AND DOUBLE-POLE ROCKER SWITCHES

TO 16 (4) A 250 V AC

 double-pole	Lighting voltage in V	Actuator color / printing	Housing color	16 (4) A 250 V AC 5E4	16 (4) A 250 V AC 1E4	10 (4) A 250 V AC 5E4	10 A 12 V DC	20 mA 250 V AC 5E4	20 A 250 V AC 2 HP	20 A 125 V AC 1 HP	16 A 250 V AC 2 HP	16 A 125 V AC 1 HP	Terminal type	Terminal description	Contact material	EN 60335 cap. 30 conform "G"	Miscellaneous	Stock version
	ON / OFF switch (DPST)																	
1555.3102	230			●	●				●	●	●			6.3	Ag	●		●
1555.3104	230			●	●						●			6.3	Ag			●
1555.3108	230			●	●						●			6.3	Ag			●
1555.3604	230			●	●						●			6.3	Ag		lower lying flange	
1555.4608	230			●	●						●				Ag		lower lying flange	
1555.8104	230			●	●						●			6.3	Ag		flange dimension 31.5 x 17 mm	
1555.3125	115			●	●				●	●	●			6.3	Ag	●		
1555.4628	115											●			Ag		lower lying flange	
1555.3109	110										●			6.3	Ag			
1555.3120	110										●			6.3	Ag			
1555.3111	12						●							6.3	Ag			
1552.2601				●	●						●	●			Ag		lower lying flange	
1552.2602				●	●						●	●			Ag	●	lower lying flange	●
1552.3102				●	●						●	●		6.3	Ag			●
1552.3104				●	●						●	●		6.3	Ag			
1552.3112				●	●						●	●		6.3	Ag	●	conform with EN 60065 par. 14.6	●
1552.3117				●	●				●	●	●	●		6.3	Ag	●		
1552.3120				●	●						●	●		6.3	Ag			
1552.3602				●	●						●	●		6.3	Ag		lower lying flange	●
1552.4602				●	●						●	●			Ag		lower lying flange	●
1552.4702				●	●						●	●			Ag		2 PCB holders lower lying flange	
1552.4802				●	●						●	●			Ag		lower lying flange	

ROCKER SWITCHES

PUSHBUTTON SWITCHES

TOGGLE SWITCHES

SLIDE SWITCHES

ROTARY SWITCHES

FOOT SWITCHES

FACT AND KEY SWITCHES

SNAP-ACTION SWITCHES

MICRO-SIGNAL SWITCHES

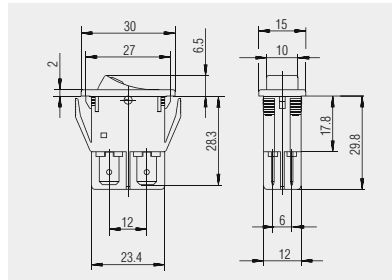
SENSORS

# SERIES 1550 - SINGLE AND DOUBLE-POLE ROCKER SWITCHES

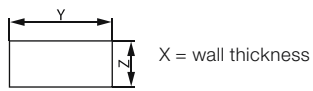
TO 16 (4) A 250 V AC



Basic types 1550 and 1555  
single and double-pole



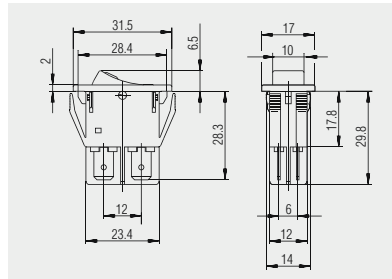
Quick-connect terminal  
6.3 x 0.8



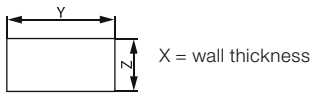
X	Y	Z
0.8 ... 5.0	27.2 ±0.1	12.2 +0.2



1555.8104  
double-pole



Quick-connect terminal  
6.3 x 0.8



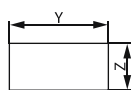
X	Y	Z
0.8 ... 5.0	28.6 ±0.1	14 +0.2

# SERIES 1550 - SINGLE AND DOUBLE-POLE ROCKER SWITCHES

TO 16 (4) A 250 V AC

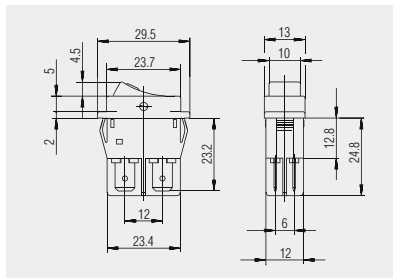


Basic types 1550 and 1555  
lower lying flange  
single and double-pole

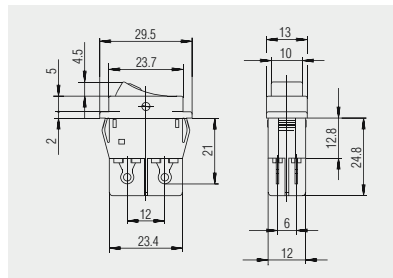


X = wall thickness

X	Y	Z
0.75 ... 1.25	26.2 <sup>-0.1</sup>	12.4 <sup>+0.1</sup>
2 ... 3	26.8 <sup>-0.1</sup>	12.4 <sup>+0.1</sup>
2 ... 3	26.8 <sup>-0.1</sup>	12.4 <sup>+0.1</sup>
1.25 ... 2	26.4 <sup>-0.1</sup>	12.4 <sup>+0.1</sup>



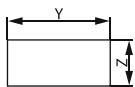
Quick-connect terminal  
6.3 x 0.8



Solder terminal

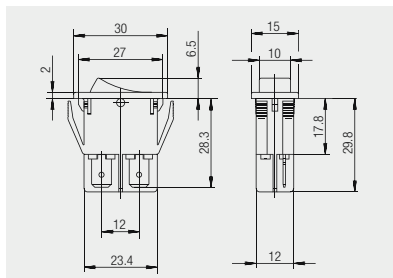


Basic types 1551 and 1552  
single and double-pole

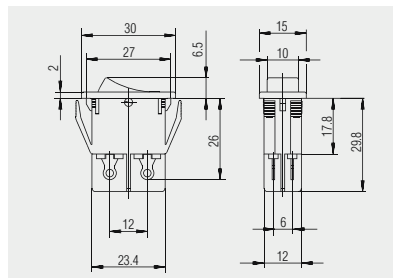


X = wall thickness

X	Y	Z
0.8 ... 5.0	27.2 <sup>±0.1</sup>	12.2 <sup>+0.2</sup>



Quick-connect terminal  
6.3 x 0.8



Solder terminal

ROCKER SWITCHES

PUSHBUTTON SWITCHES

TOGGLE SWITCHES

SLIDE SWITCHES

ROTARY SWITCHES

FOOT SWITCHES

FACT AND KEY SWITCHES

SNAP-ACTION SWITCHES

MICRO-SIGNAL SWITCHES

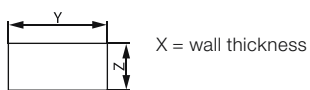
SENSORS

# SERIES 1550 - SINGLE AND DOUBLE-POLE ROCKER SWITCHES

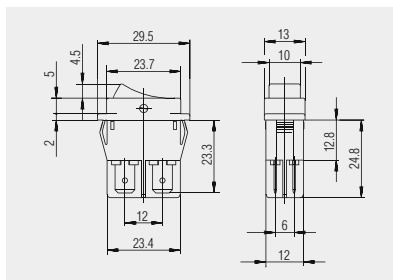
TO 16 (4) A 250 V AC



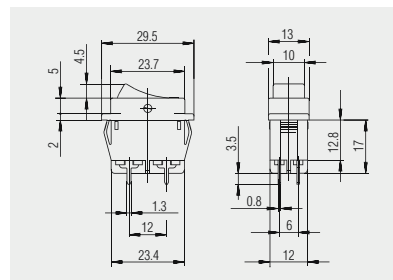
Basic types 1551 and 1552  
lower lying flange  
single and double-pole



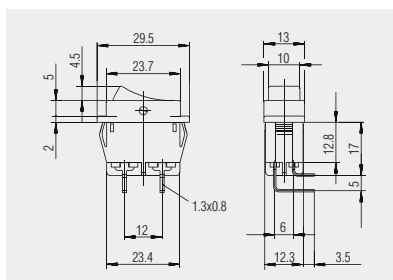
X	Y	Z
0.75 ... 1.25	26.2 <sup>-0.1</sup>	12.4 <sup>+0.1</sup>
1.25 ... 2	26.4 <sup>-0.1</sup>	12.4 <sup>+0.1</sup>
2 ... 3	26.8 <sup>-0.1</sup>	12.4 <sup>+0.1</sup>



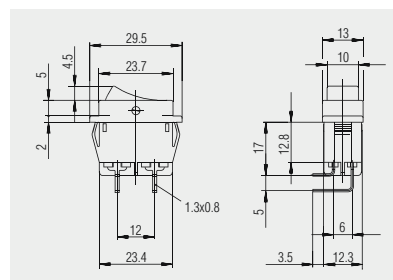
Quick-connect terminal  
6.3 x 0.8



Solder terminal



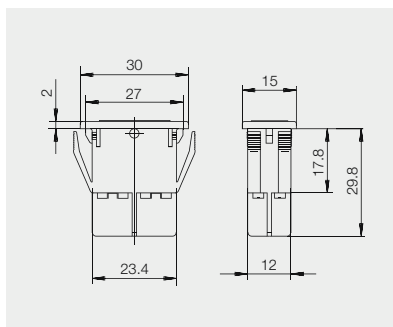
PCB terminal angled



PCB terminal angled  
mirror-inverted



Dummy piece  
203.103.013



Dummy piece for series 1550 of PA

Further information under

[WWW.MARQUARDT-SWITCHES.COM](http://WWW.MARQUARDT-SWITCHES.COM)