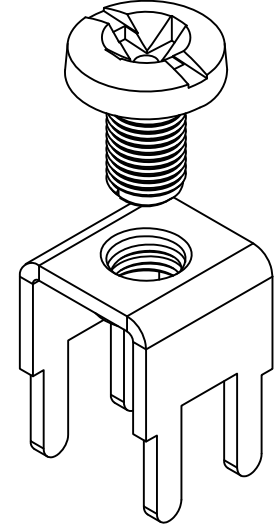
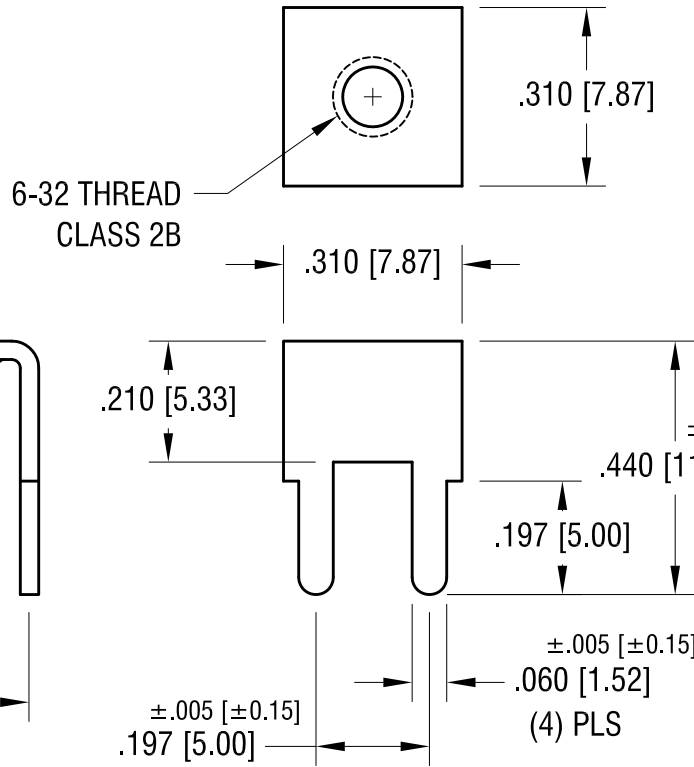
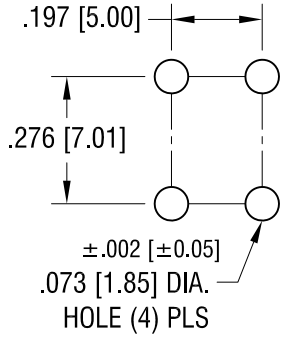


THIS DOCUMENT IS THE PROPERTY OF KEYSTONE ELECTRONICS CORP. AND SHALL NOT BE REPRODUCED, DISTRIBUTED OR USED AS A BASIS FOR MANUFACTURE WITHOUT PRIOR WRITTEN PERMISSION FROM KEYSTONE ELECTRONICS CORP.

MOUNTING DETAIL



PC SCREW TERMINAL WITH COLORED SCREW HEAD

| PART NO. | HEAD COLOR | PART NO. | HEAD COLOR |
|----------|------------|----------|------------|
| 8191-2 | RED | 8191-5 | BLUE |
| 8191-3 | BLACK | 8191-6 | GREEN |
| 8191-4 | WHITE | 8191-7 | YELLOW |

NOTE:
 1. TERMINAL:
 MAT'L - .032 [0.81] TH'K BRASS, MATTE TIN PLATE
 SCREW : ONE (1) 6-32 x 1/4 L., SUPPLIED LOOSE.
 MAT'L - BRASS, NICKEL PLATE

| DATE | DESCRIPTION | REV. |
|---------|--------------------------|------|
| 7.13.09 | CHANGE AS PER ECN 09-099 | B |
| 1.3.08 | CHANGE AS PER ECN 08-023 | A |

KEYSTONE ELECTRONICS CORP.
 www.keyelco.com • ASTORIA, N.Y. 11105-2017 • Tel (718) 956-8900

PART NAME
PC SCREW TERM. W/ COLORED SCREW HEAD

MATERIAL
AS NOTED

| | | | | |
|---------------------------|--------|-------|-------|---------|
| FINISH AS NOTED | DRN BY | BOONE | DATE | 10.1.03 |
| | APP'D | LN | SCALE | 3X |

TOLERANCES INCH [MM]
 DECIMAL ±.010 [±0.25]
 ANGULAR ± 1°
 UNLESS OTHERWISE SPECIFIED

CODE
C

DWG NO.
8191-2 - 8191-7