


Number of contacts

6-64



Male header with straight solder pins

Identification	No. of contacts	Part No.					
		Without levers		With short levers		With long levers	
Male header with straight solder pins Length: 2.9 mm							
	6	09 18 506	└ 924	09 18 506	└ 914	09 18 506	└ 904
	10	09 18 510	└ 924	09 18 510	└ 914	09 18 510	└ 904
	14	09 18 514	└ 924	98 18 514	└ 914	09 18 514	└ 904
	16	09 18 516	└ 924	09 18 516	└ 914	09 18 516	└ 904
	20	09 18 520	└ 924	09 18 520	└ 914	09 18 520	└ 904
	26	09 18 526	└ 924	09 18 526	└ 914	09 18 526	└ 904
	34	09 18 534	└ 924	09 18 534	└ 914	09 18 534	└ 904
	40	09 18 540	└ 924	09 18 540	└ 914	09 18 540	└ 904
	50	09 18 550	└ 924	09 18 550	└ 914	09 18 550	└ 904
	60	09 18 560	└ 924	09 18 560	└ 914	09 18 560	└ 904
	64	09 18 564	└ 924	09 18 564	└ 914	09 18 564	└ 904
30 contacts and kinked version on request							
Male header with straight solder pins Length: 4.5 mm							
	6	09 18 506	└ 922*	09 18 506	└ 912*	09 18 506	└ 902*
	10	09 18 510	└ 922*	09 18 510	└ 912*	09 18 510	└ 902*
	14	09 18 514	└ 922*	98 18 514	└ 912*	09 18 514	└ 902*
	16	09 18 516	└ 922*	09 18 516	└ 912*	09 18 516	└ 902*
	20	09 18 520	└ 922*	09 18 520	└ 912*	09 18 520	└ 902*
	26	09 18 526	└ 922*	09 18 526	└ 912*	09 18 526	└ 902*
	34	09 18 534	└ 922*	09 18 534	└ 912*	09 18 534	└ 902*
	40	09 18 540	└ 922*	09 18 540	└ 912*	09 18 540	└ 902*
	50	09 18 550	└ 922*	09 18 550	└ 912*	09 18 550	└ 902*
	60	09 18 560	└ 922*	09 18 560	└ 912*	09 18 560	└ 902*
	64	09 18 564	└ 922*	09 18 564	└ 912*	09 18 564	└ 902*
30 contacts and kinked version on request							

SEK

09-08


* Not normally kept in stock
For accessories see page 09.14
For dimensions see page 09.09

For performance level 3 please specify digit
For performance level 2 please specify digit
> 0.76 µm Au (30 µinch) on request



Number of contacts

6-64



Male header with straight solder pins

Identification

Drawing

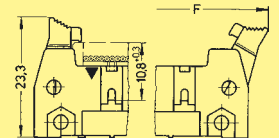
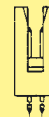
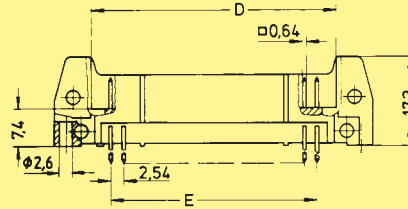
Dimensions in mm

Male header

No. of contacts	A	C	D	E	F	G
6	26.9	22.86	12.45	2.54 x 2 = 5.08	36.9	40.3
10	32.0	27.94	17.53	2.54 x 4 = 10.16	42.0	45.4
14	37.1	33.02	22.61	2.54 x 6 = 15.24	47.1	50.4
16	39.6	35.56	25.15	2.54 x 7 = 17.78	49.6	53.0
20	44.7	40.64	30.23	2.54 x 9 = 22.86	54.7	58.1
26	52.3	48.26	37.85	2.54 x 12 = 30.48	62.3	65.7
34	62.5	58.42	48.01	2.54 x 16 = 40.64	72.5	75.8
40	70.1	66.04	55.63	2.54 x 19 = 48.26	80.1	83.5
50	82.8	78.74	68.33	2.54 x 24 = 60.96	92.8	96.2
60	95.5	91.44	81.03	2.54 x 29 = 73.66	105.5	108.9
64	100.6	96.52	86.11	2.54 x 31 = 78.74	110.6	113.9

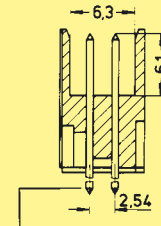
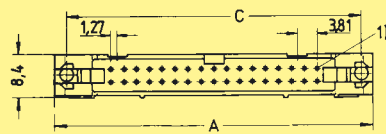
Short levers

for use with female connector without strain relief clamp

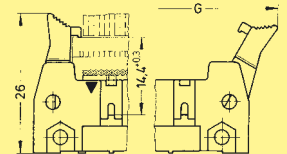


Long levers

for use with female connector with strain relief clamp



a) Solder pins for 0.9 mm dia. hole



Board drillings

