


- High power density power supply (open frame)
- Certification according to IEC/EN/ES 60601-1 3rd edition for 2 x MOPP
- Low leakage current <75 µA rated for BF applications
- EMC compliance to IEC 60601-1-2 4th edition
- Risk management process according to ISO 14971 incl. risk management file
- Acceptance criteria for electronic assemblies acc. to IPC-A-610 Level 3
- Protection class I and II
- Operating up to 5000 m altitude
- Ready to meet ErP directive, no load power consumption <75 mW
- 5 year product warranty



The TPP 15A-J AC/DC power supplies feature a reinforced double I/O isolation system according to medical safety standards IEC/EN/ES 60601-1 3rd edition for 2 x MOPP approved for an operating altitude of 5000 m. The earth leakage current is below 75 µA what makes the units suitable for BF (body floating) applications. The excellent efficiency of up to 89% offers a high power density in the packaging format 1.0" x 2.6". The full load operating temperature range covers -40°C to +60°C while it goes up to 85°C with 50% load derating. The units operate in compliance to the medical EMC emission and immunity levels according to latest standard IEC 60601-1-2 4th edition.

### Models

Order Code	Output Power max.	Output Voltage nom. (adjustable)	Output Current max.	Efficiency typ.
TPP 15-103A-J	13.2 W	3.3 VDC (2.97 - 3.63 VDC)	4'000 mA	84 %
TPP 15-105A-J	15 W	5 VDC (4.5 - 5.5 VDC)	3'000 mA	86 %
TPP 15-109A-J		9 VDC (8.1 - 9.9 VDC)	1'670 mA	86 %
TPP 15-112A-J		12 VDC (10.8 - 13.2 VDC)	1'250 mA	87 %
TPP 15-115A-J		15 VDC (13.5 - 16.5 VDC)	1'000 mA	87 %
TPP 15-124A-J		24 VDC (21.6 - 26.4 VDC)	625 mA	88 %
TPP 15-136A-J		36 VDC (32.4 - 39.6 VDC)	417 mA	88 %
TPP 15-148A-J		48 VDC (43.2 - 52.8 VDC)	313 mA	89 %

### Input Specifications

Input Voltage	- AC Range	85 - 264 VAC (Full Range)
	- DC Range	120 - 370 VDC (designed for, no certification)
Input Frequency		47 - 63 Hz
Input Current	- Full Load & Vin = 230 VAC	300 mA max.
	- Full Load & Vin = 115 VAC	450 mA max.
Power Consumption	- at no Load	75 mW max. (Ready to meet ErP directive)
Input Inrush Current	- at 230 VAC	40 A max.
Input Protection		T 1.6 A / 250 VAC (Internal Fuse in L & N)

### Output Specifications

Output Voltage Adjustment		±10% (by trim potentiometer)
Voltage Set Accuracy		±1% max.
Regulation	- Input Variation (Vmin - Vmax)	0.2% max.
	- Load Variation (0 - 100%)	0.5% max.
		0.7% max. (3.3 and 5 VDC model)
Ripple and Noise (20 MHz Bandwidth)	3.3 VDC model:	40 mVp-p typ. (with 10 µF X5R)
	5 VDC model:	40 mVp-p typ. (with 10 µF X5R)
	9 VDC model:	70 mVp-p typ. (with 10 µF X5R)
	12 VDC model:	70 mVp-p typ. (with 10 µF X5R)
	15 VDC model:	70 mVp-p typ. (with 10 µF X5R)
	24 VDC model:	100 mVp-p typ. (with 10 µF X5R)
	36 VDC model:	100 mVp-p typ. (with 10 µF X5R)
	48 VDC model:	140 mVp-p typ. (with 1 µF X7R)
Capacitive Load	3.3 VDC model:	6'000 µF max.
	5 VDC model:	4'000 µF max.
	9 VDC model:	1'860 µF max.
	12 VDC model:	1'200 µF max.
	15 VDC model:	820 µF max.
	24 VDC model:	470 µF max.
	36 VDC model:	220 µF max.
48 VDC model:	150 µF max.	
Minimum Load		not required
Temperature Coefficient		±0.02 %/K
Hold-up Time	- at 115 VAC	8 ms min.
Start-up Time	- at 230 VAC	500 ms max.
Output Current Limitation		120 - 200% of Iout max.
Short Circuit Protection		Continuous, automatic recovery
Overvoltage Protection		125 - 140% of Vout nom.
Transient Response	- Response Deviation	8% max. (75% to 100% Load Step)
	- Response Time	500 µs typ. (75% to 100% Load Step)

### Safety Specifications

Safety Standards	- IT / Multimedia Equipment	EN 62368-1 IEC 62368-1 UL 62368-1
	- Medical Equipment	EN 60601-1 IEC 60601-1 ANSI/AAMI ES 60601-1
		2 x MOPP (Means Of Patient Protection)
	- Certification Documents	<a href="http://www.tracopower.com/overview/tpp15a-j">www.tracopower.com/overview/tpp15a-j</a>
Protection Class		Class I Prepared: Connection to PE Class II Prepared: Reinforced Insulation
Pollution Degree		PD 2: Office or Laboratory Environments
Over Voltage Category		OVC II

All specifications valid at nominal input voltage, full load and +25°C after warm-up time unless otherwise stated.

## EMC Specifications

<b>EMC Emission</b>		EN 60601-1-2 edition 4 (Medical Devices) EN 55011 class B (internal filter) EN 55014-1 EN 55032 class B (internal filter) FCC Part 15, class B FCC Part 18, class B
- Conducted Emissions		
- Radiated Emissions		EN 55011 class B (internal filter) EN 55014-1 EN 55032 class B (internal filter) FCC Part 15, class B FCC Part 18, class B
- Harmonic Current Emissions		EN 61000-3-2, class A
- Voltage Fluctuations & Flicker		EN 61000-3-3
<b>EMC Immunity</b>		EN 55024 (IT Equipment) EN 60601-1-2 edition 4 (Medical Devices) EN 55014-2 (Household Appliances Tools)
- Electrostatic Discharge		Air: EN 61000-4-2, $\pm 15$ kV, perf. criteria A Contact: EN 61000-4-2, $\pm 8$ kV, perf. criteria A EN 61000-4-3, 20 V/m, perf. criteria A EN 61000-4-4, $\pm 2$ kV, perf. criteria A
- RF Electromagnetic Field		L to L: EN 61000-4-5, $\pm 1$ kV, perf. criteria A
- EFT (Burst)		L to PE: EN 61000-4-5, $\pm 2$ kV, perf. criteria A
- Surge		EN 61000-4-6, 20 Vrms, perf. criteria A EN 61000-4-8, 30 A/m, perf. criteria A
- Conducted RF Disturbances		230 VAC / 50 Hz: EN 61000-4-11
- PF Magnetic Field		30%, perf. criteria A, 25 periods 60%, perf. criteria A, 1 periods >95%, perf. criteria A, 1 period >95%, perf. criteria A, 250 periods
- Voltage Dips & Interruptions		115 VAC / 60 Hz: EN 61000-4-11
		30%, 25 periods, perf. criteria A 60%, 1 periods, perf. criteria A >95%, 1 period, perf. criteria A >95%, 250 periods, perf. criteria A

## General Specifications

Relative Humidity		95% max. (non condensing)
Temperature Ranges	- Operating Temperature	-40°C to +85°C
	- Storage Temperature	-40°C to +85°C
Power Derating	- High Temperature	see application note <a href="http://www.tracopower.com/overview/tpp15a-j">www.tracopower.com/overview/tpp15a-j</a>
	- Low Input Voltage	4 %/V below 90V
Cooling system		Natural convection (no internal fan, 20 LFM)
Altitude during Operation		5000 m max.
Switching Frequency		75 - 95 kHz (PWM)
Insulation System		Reinforced Insulation
Working Voltage (rated)		250 VAC
Isolation Test Voltage	- Input to Output, 60 s	5'657 VDC
	- Input to Case or PE, 60 s	2'121 VDC
	- Output to Case or PE, 60 s	2'121 VDC
Isolation Resistance	- Input to Output, 500 VDC	100 MOhm min.
Leakage Current (264 VAC)	- Touch Current	75 $\mu$ A max.
Creepage		8 mm min.
Clearance		8 mm min.

All specifications valid at nominal input voltage, full load and +25°C after warm-up time unless otherwise stated.

Reliability	- Calculated MTBF	3'100'000 h (acc. to MIL-HDBK-217F)
Environment	- Vibration	IEC 60068-2-6
	- Mechanical Shock	IEC 60068-2-27
Connection Type		JST
Weight		19 g
Environmental Compliance	- Reach	<a href="http://www.tracopower.com/info/reach-declaration.pdf">www.tracopower.com/info/reach-declaration.pdf</a>
	- RoHS	<a href="http://www.tracopower.com/info/rohs-declaration.pdf">www.tracopower.com/info/rohs-declaration.pdf</a>

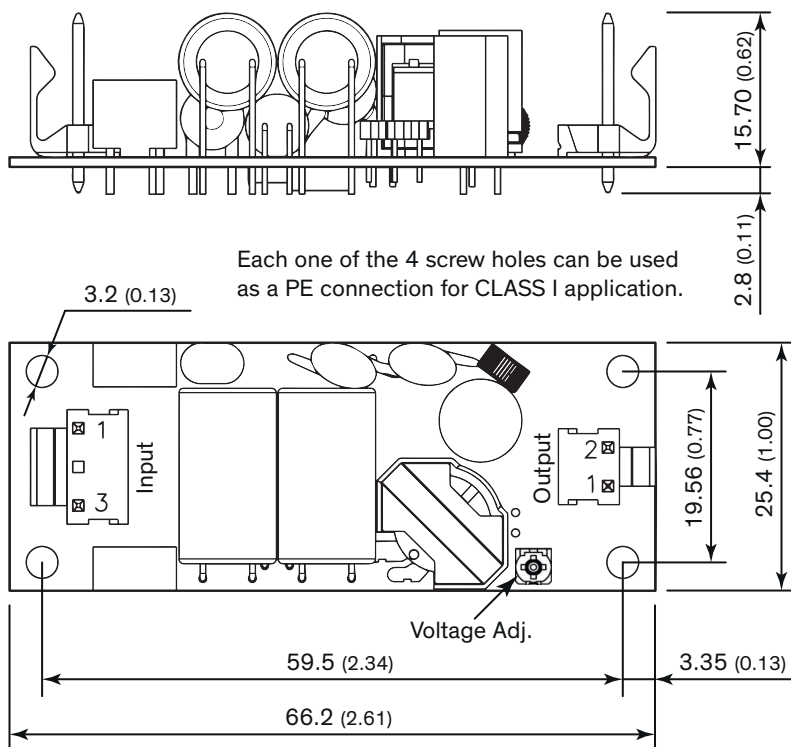
### Supporting Documents

Overview Link (for additional Documents)

[www.tracopower.com/overview/tpp15a-j](http://www.tracopower.com/overview/tpp15a-j)

### Outline Dimensions

12, 15, 24, 36, and 48 VDC models - without heatsink



Pin connectors			
Input		Output	
Pin	Function	Pin	Function
1	Line	1	-Vout
3	Neutral	2	+Vout

**Input:** JST series  
mates with JST crimp terminal: SVH-21T-P1.1  
and terminal housing: VHR-3N

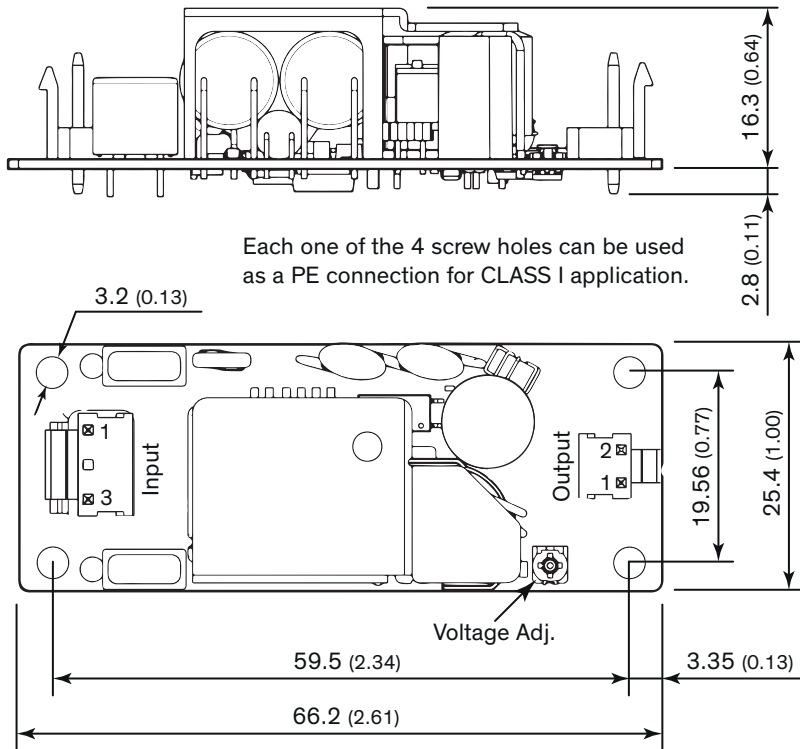
**Output:** JST series  
mates with JST crimp terminal: SVH-21T-P1.1  
and terminal housing: VHR-2N

Print thickness: 1.0 mm (0.04 inch)

Dimension in mm, ( ) = inch  
Tolerances: x.x ±0.50 (±0.02)  
x.xx ±0.25 (±0.01)

All specifications valid at nominal input voltage, full load and +25°C after warm-up time unless otherwise stated.

### 3.3, 5, and 9 VDC models - with heatsink



Print thickness: 1.0 mm (0.04 inch)

Dimension in mm, ( ) = inch  
 Tolerances: x.x ±0.50 (±0.02)  
 x.xx ±0.25 (±0.01)

Pin connectors			
Input		Output	
Pin	Function	Pin	Function
1	Line	1	-Vout
3	Neutral	2	+Vout

**Input:** JST series  
 mates with JST crimp terminal: SVH-21T-P1.1  
 and terminal housing: VHR-3N

**Output:** JST series  
 mates with JST crimp terminal: SVH-21T-P1.1  
 and terminal housing: VHR-2N