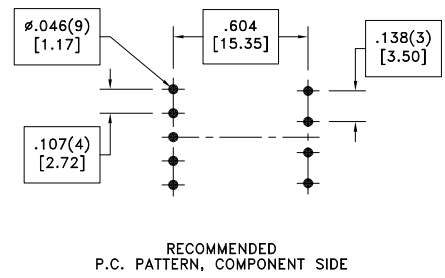
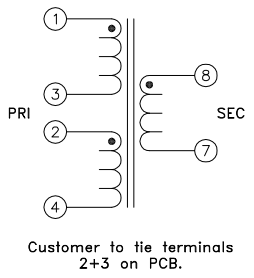
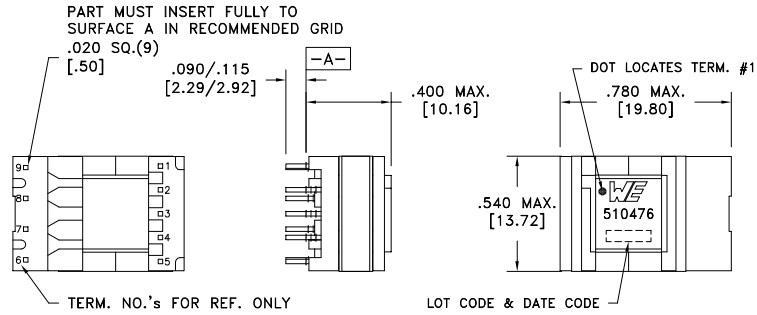


CUSTOMER TERMINAL	RoHS	LEAD(Pb)-FREE
Sn96%, Ag4%	Yes	Yes

more than you expect



ELECTRICAL SPECIFICATIONS @ 25°C unless otherwise noted:

PARAMETER	TEST CONDITIONS	VALUE
D.C. RESISTANCE	1-3 @20°C	0.045 ohms max.
D.C. RESISTANCE	2-4 @20°C	0.035 ohms max.
D.C. RESISTANCE	7-8 @20°C	0.085 ohms max.
INDUCTANCE	1-4 tie(2+3), 100kHz, 100mVAC, Ls	870uH ±30%
LEAKAGE INDUCTANCE	1-4 tie(2+3, 7+8), 100kHz, 10mVAC, Ls	400nH typ., 800nH max.
DIELECTRIC	1-8 tie(2+3), 5000VAC, 1 second	4000VAC, 1 minute
URNS RATIO	(1-4):(8-7), tie(2+3)	1.307:1, ±1%
URNS RATIO	(2-4):(1-3)	1.125:1, ±1%

GENERAL SPECIFICATIONS:

Designed to comply with the following requirements as defined by IEC60950-1, EN60950-1, UL60950-1/CSA60950-1 and AS/NZS60950.1:  
 - Reinforced insulation for a primary circuit at a working voltage of 400VDC.

Wire insulation & RoHS status not affected by wire color.  
 Wire insulation color may vary depending on availability.

REV.	DATE	Packaging Specifications Method: Tray PKG-0730 www.we-online.com/midcom		Tolerances unless otherwise specified: Angles: ±1°      Decimals: ±.005 [.13] Fractions: ±1/64      Footprint: ±.001 [.03]	DRAWING TITLE <b>TRANSFORMER</b>	PART NO. <b>750510476</b>
6A	4/12	SEE REVISION SHEET FOR REVISION LEVEL	CONVENTION PLACEMENT	This drawing is dual dimensioned. Dimensions in brackets are in millimeters.	eiSos p/n: 750510476	SPECIFICATION SHEET 1 OF 1