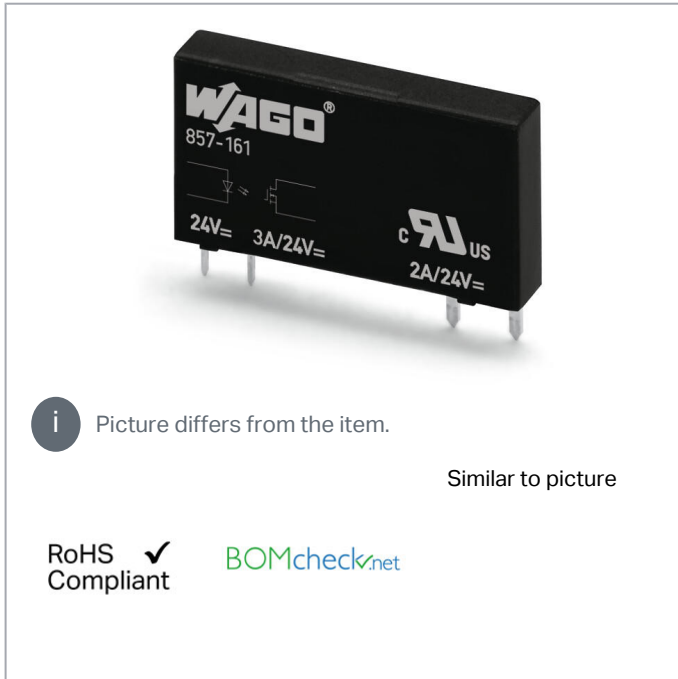


Data sheet | Item number: 857-181

Basic solid-state relay; Nominal input voltage: 24 VDC; Output voltage range:
0 ... 24 VDC



www.wago.com/857-181

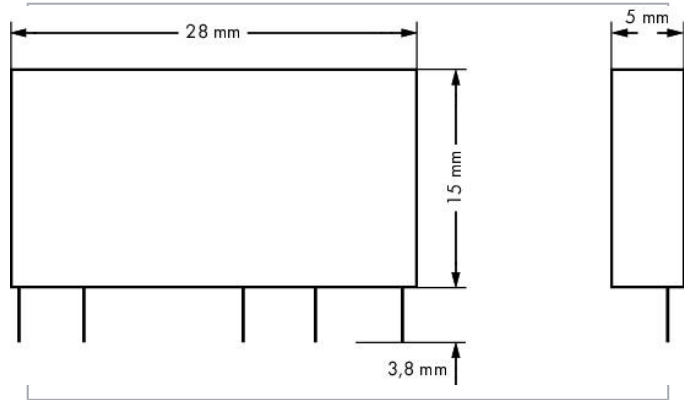


 Picture differs from the item.

Similar to picture

RoHS  Compliant





Item description

Note:

Optocouplers and solid state relays are designed for use in signal processing networks, which are not supplied by the low-voltage power supply networks.

Data

Technical data

Control circuit

Nominal input voltage U_N	DC 24 V (SELV)
Input voltage range (low level)	DC 0 ... 4 V
Input voltage range (high level)	DC 16.8 ... 30 V
Nominal input current at U_N	7 mA

Subject to changes. Please also observe the further product documentation!

WAGO Kontakttechnik GmbH & Co. KG
Hansastr. 27
32423 Minden
Phone: +49571 887-0 | Fax: +49571 887-169
Email: info.de@wago.com | Web: www.wago.com

Do you have any questions about our products?
We are always happy to take your call at +49 (571) 887-44222.

Load circuit

Circuit type	2-wire connection
Limiting continuous current	8 A
Nominal output voltage	DC 24 V (SELV)
Output voltage range	DC 1 ... 30 V
Voltage drop at output (max.)	≤ DC 0.8 V
Leakage current at rated voltage	≤ 1 µA
Switching current (min.)	10 mA
Turn-on time	≤ 60 µs
Turn-off time	≤ 250 µs
Switching frequency	≤ 500 Hz

Safety and protection

Dielectric strength, control/load circuit (AC, 1 min)	3.51 kVrms
---	------------

Physical data

Width	5 mm / 0.197 inch
Height from the surface	15 mm / 0.591 inch
Depth	28 mm / 1.102 inch

Mechanical data

Mounting type	Pluggable module
---------------	------------------

Material data

Weight	3.6 g
--------	-------

Environmental requirements

Surrounding air temperature (operation at U_N)	-30 ... 80 °C
Surrounding air temperature (storage)	-40 ... 100 °C
Relative humidity	5 ... 95 % (no condensation permissible)
Operating altitude (max.)	2000 m

Commercial data


Packaging type	BOX
Country of origin	DE

Subject to changes. Please also observe the further product documentation!

GTIN	4055143724319
Customs tariff number	85365005000


Approvals / Certificates

UL-Approvals

Logo	Approval	Additional Approval Text	Certificate name
	UL Underwriters Laboratories Inc.	UL 508	E340707

Compatible products

General accessories

	Item no.: 857-104 Relay socket; Nominal input voltage: 24 V AC/DC; for 5 mm basic relays; Yellow status indicator	www.wago.com/857-104
--	--	--

Downloads

CAD/CAE-Data

CAE data

EPLAN Data Portal 857-181	URL	Download
---------------------------	---------------------	--------------------------

Environmental Product Compliance

Compliance Search

Environmental Product Compliance 857-181 Basic solid-state relay; Nominal input voltage: 24 VDC; Output voltage range: 0 ... 24 VDC	URL	Download
--	---------------------	--------------------------


Installation Notes

Installation

Subject to changes. Please also observe the further product documentation!

WAGO Kontakttechnik GmbH & Co. KG
Hansastr. 27
32423 Minden
Phone: +49571 887-0 | Fax: +49571 887-169
Email: info.de@wago.com | Web: www.wago.com

Do you have any questions about our products?
We are always happy to take your call at +49 (571) 887-44222.



Removing a relay via ejector.

Subject to changes. Please also observe the further product documentation!