

1-188685-2 ✓ ACTIVE

AMP | Standard Timer

TE Internal #: 1-188685-2

Automotive Terminals, Receptacle, Mating Tab Width 4.8 mm [.189 in], Tin (Sn) Interface Plating, Terminates To Printed Circuit Board, Standard Timer

[View on TE.com >](#)



Terminals & Splices > Automotive Terminals



Terminal Type: **Receptacle**

Mating Tab Width: **4.8 mm [.189 in]**

Terminal Transmits: **0 – 24 A (Low Power)**

Sealable: **No**

Interface Plating: **Tin (Sn)**

Features

Product Type Features

| | |
|------------------|------|
| Receptacle Style | 180° |
| Sealable | No |

Contact Features

| | |
|--|------------------|
| Contact Fabrication | Stamped & Formed |
| Wire Contact Termination Area Plating Material | Tin |
| Typical Current Rating | 12 A |
| PCB Contact Termination Area Plating Material | Tin |
| Terminal Type | Receptacle |
| Mating Tab Width | 4.8 mm[.189 in] |
| Interface Plating | Tin (Sn) |

Termination Features

| | |
|---|-----------------------|
| Termination Method to Printed Circuit Board | Through Hole - Solder |
| Product Terminates To | Printed Circuit Board |

Dimensions

| | |
|------------|------------------|
| Tab Length | 13.3 mm[.523 in] |
|------------|------------------|

Usage Conditions

| | |
|-----------------------------|----------------|
| Insulation Option | Uninsulated |
| Operating Temperature (Max) | 105 °C[221 °F] |



| | |
|-----------------------------|----------------------------|
| Operating Temperature Range | -55 – 105 °C[-67 – 221 °F] |
|-----------------------------|----------------------------|

Packaging Features

| | |
|--------------------|---------|
| Packaging Quantity | 500 |
| Packaging Method | Package |

Other

| | |
|--------------------|----------------------|
| Terminal Transmits | 0 – 24 A (Low Power) |
|--------------------|----------------------|

Product Compliance

[For compliance documentation, visit the product page on TE.com>](#)

| | |
|---|---|
| EU RoHS Directive 2011/65/EU | Compliant |
| EU ELV Directive 2000/53/EC | Compliant |
| China RoHS 2 Directive MIIT Order No 32, 2016 | No Restricted Materials Above Threshold |
| EU REACH Regulation (EC) No. 1907/2006 | Current ECHA Candidate List: JUNE 2023 (235) Candidate List Declared Against: JUNE 2023 (235) Does not contain REACH SVHC |
| Halogen Content | Low Halogen - Br, Cl, F, I < 900 ppm per homogenous material. Also BFR/CFR/PVC Free |
| Solder Process Capability | Not applicable for solder process capability |

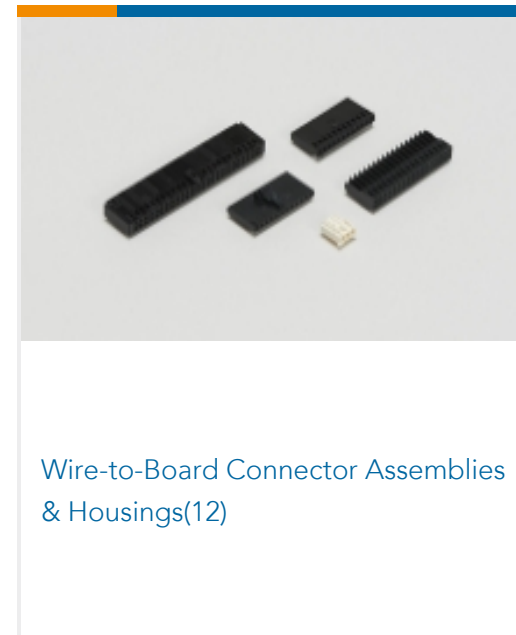
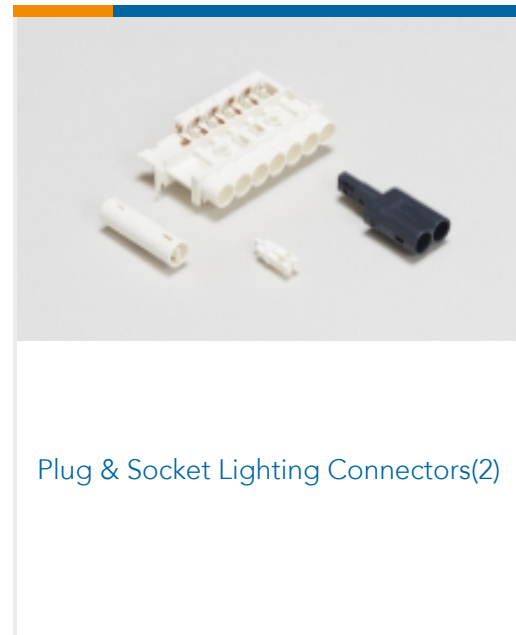
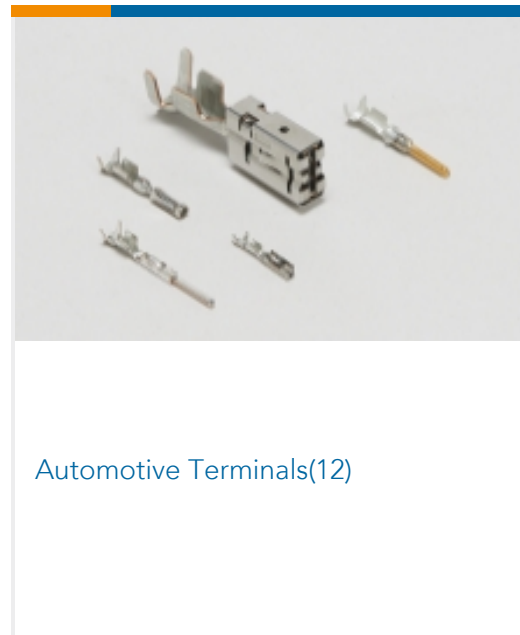
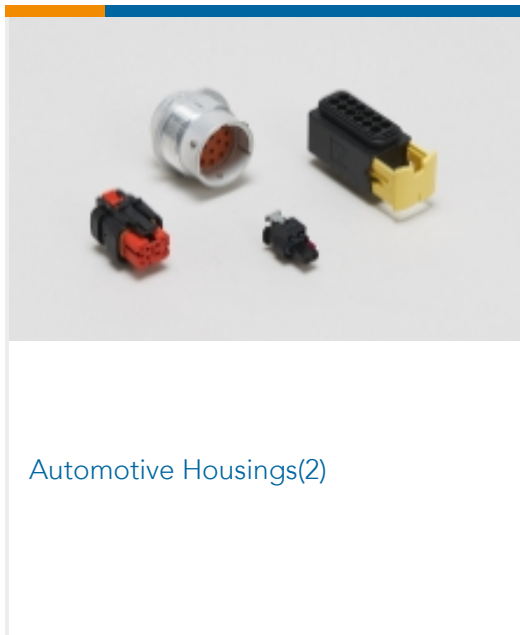
Product Compliance Disclaimer

This information is provided based on reasonable inquiry of our suppliers and represents our current actual knowledge based on the information they provided. This information is subject to change. The part numbers that TE has identified as EU RoHS compliant have a maximum concentration of 0.1% by weight in homogenous materials for lead, hexavalent chromium, mercury, PBB, PBDE, DBP, BBP, DEHP, DIBP, and 0.01% for cadmium, or qualify for an exemption to these limits as defined in the Annexes of Directive 2011/65/EU (RoHS2). Finished electrical and electronic equipment products will be CE marked as required by Directive 2011/65/EU. Components may not be CE marked. Additionally, the part numbers that TE has identified as EU ELV compliant have a maximum concentration of 0.1% by weight in homogenous materials for lead, hexavalent chromium, and mercury, and 0.01% for cadmium, or qualify for an exemption to these limits as defined in the Annexes of Directive 2000/53/EC (ELV). Regarding the REACH Regulation, the information TE provides on SVHC in articles for this part number is based on the latest European Chemicals Agency (ECHA) 'Guidance on requirements for substances in articles' posted at this URL: <https://echa.europa.eu/guidance-documents/guidance-on-reach>

Compatible Parts



Also in the Series | Standard Timer



Customers Also Bought





Documents

CAD Files

Customer View Model

[ENG_CVM_1-188685-2_C.3d_igs.zip](#)

English

Customer View Model

[ENG_CVM_1-188685-2_C.2d_dxf.zip](#)

English

Customer View Model

[ENG_CVM_1-188685-2_C.3d_stp.zip](#)

English

3D PDF

English

By downloading the CAD file I accept and agree to the [Terms and Conditions](#) of use.

Product Specifications

[Product Specification](#)

English