

AC Filter for PCB Mounting in Flat Housing



Approvals and Compliances

**Description**

- Line filter in standard and medical version
- 1-stage
- standard attenuation

**Characteristics**

- Cost-saving plastic housing
- Designed for standard applications
- Protection against interference voltage from the mains  
Possible interferences generated in the equipment are strongly attenuated
- For standard applications
- Suitable for use in equipment according to IEC/UL 60950

**Other versions on request**

- Version with wire connection
- Medical version M80

**References**

Alternative: Standard version

**Weblinks**

[pdf datasheet](#), [html-datasheet](#), [General Product Information](#), [Distributor-Stock-Check](#), [Detailed request for product](#), [Microsite](#)

**Technical Data**

Ratings IEC	0.5 - 6,5A @ Ta 40 °C / 250VAC; 50Hz
Ratings UL/CSA	0.5 - 6.5A @ Ta 40 °C / 125VAC; 60Hz
Leakage Current	standard < 0.25mA (250V / 60Hz) medical < 5 µA (250 V / 60 Hz)
Dielectric Strength	> 1.7kVDC between L-N > 2.7kVDC between L/N-PE Test voltage (2 sec)
Allowable Operation Temperature	-25 °C to 85 °C
Climatic Category	25/085/21 acc. to IEC 60068-1
Protection Class	Suitable for appliances with protection class I acc. to IEC 61140
Terminal	For PCB mounting , tin-plated
Material: Housing	Thermoplastic, black, UL 94V-0

Line Filter	Standard and Medical Version, IEC 60939, UL 1283, CSA C22.2 no. 8 <a href="#">Technical Details</a>
MTBF	> 200'000h acc. to MIL-HB-217 F

Approvals and Compliances

Detailed information on product approvals, code requirements, usage instructions and detailed test conditions can be looked up in [Details about Approvals](#)

**Approvals**







The approval mark is used by the testing authorities to certify compliance with the safety requirements placed on electronic products.

Approval Reference Type: FPP2

Approval Logo	Certificates	Certification Body	Description
	<a href="#">VDE Approvals</a>	VDE	Certificate Number: 40004673
	<a href="#">UL Approvals</a>	UL	UL File Number: E72928



## Product standards

Product standards that are referenced

Organization	Design	Standard	Description
	Designed according to	IEC 60320-1	Appliance couplers for household and similar general purposes
	Designed according to	IEC 60939	Passive filters for suppressing electromagnetic interference
	Designed according to	UL 498	Standard for Attachment Plugs and Receptacles
	Designed according to	UL 1283	Electromagnetic interference filters
	Designed according to	CSA C22.2 no. 42	General Use Receptacles, Attachment Plugs, and Similar Wiring Devices
	Designed according to	CSA C22.2 no. 8	Electromagnetic interference (EMI) filters






## Application standards

Application standards where the product can be used

Organization	Design	Standard	Description
	Designed for applications acc.	IEC/UL 60950	IEC 60950-1 includes the basic requirements for the safety of information technology equipment.
	Designed for applications acc.	IEC 60601-1	Medical electrical equipment - Part 1: General requirements for basic safety and essential performance

## Compliances

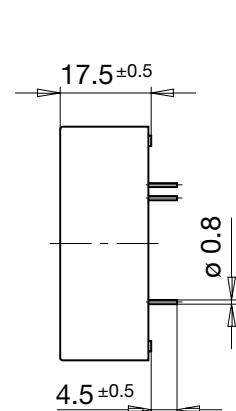
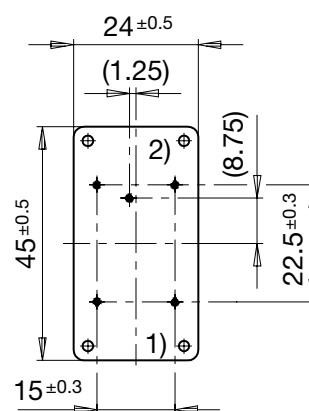
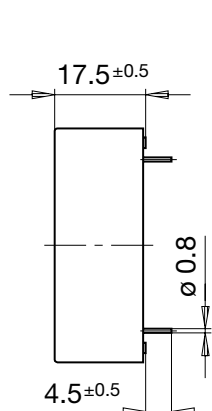
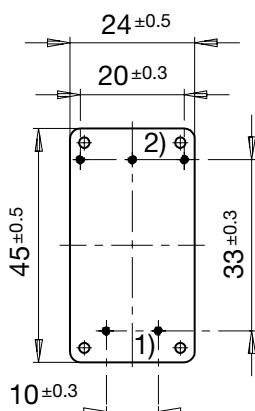
The product complies with following Guide Lines

Identification	Details	Initiator	Description
	CE declaration of conformity	SCHURTER AG	The CE marking declares that the product complies with the applicable requirements laid down in the harmonisation of Community legislation on its affixing in accordance with EU Regulation 765/2008.
	RoHS	SCHURTER AG	EU Directive RoHS 2011/65/EU
	China RoHS	SCHURTER AG	The law SJ / T 11363-2006 (China RoHS) has been in force since 1 March 2007. It is similar to the EU directive RoHS.
	REACH	SCHURTER AG	On 1 June 2007, Regulation (EC) No 1907/2006 on the Registration, Evaluation, Authorization and Restriction of Chemicals 1 (abbreviated as "REACH") entered into force.
	Medical Equipment	SCHURTER AG	Suitable for use in medical equipment according to IEC/UL 60601-1

## Dimension [mm]

Case 27P

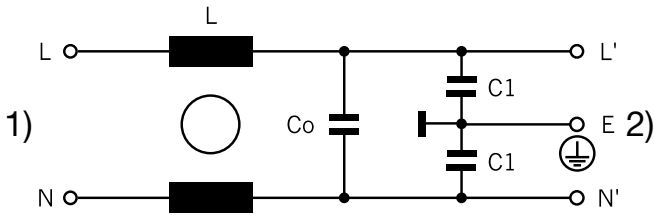
Case 27-1P



1) Line  
 2) Load

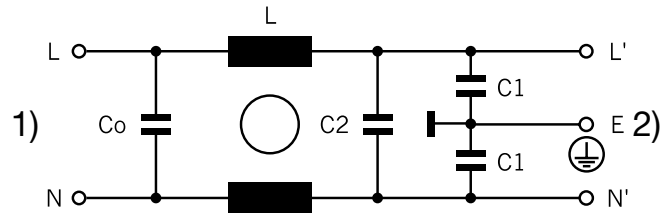
Diagrams

S2 standard version



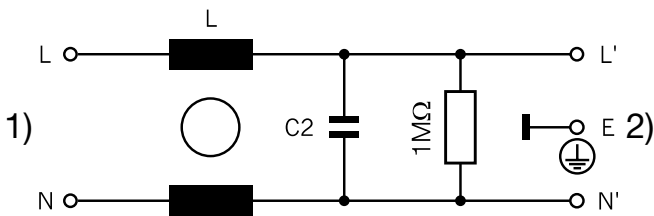
1) Line  
 2) Load

S3 standard version



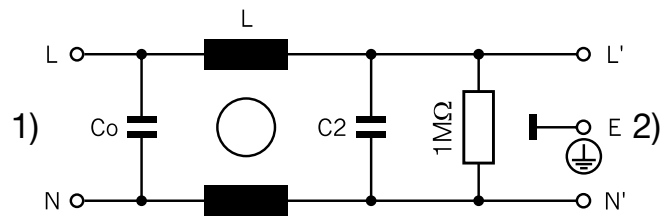
1) Line  
 2) Load

S4 medical version



1) Line  
 2) Load

S5 medical version



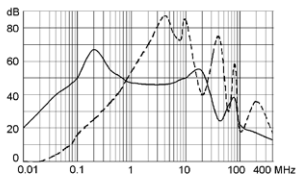
1) Line  
 2) Load

Attenuation Loss

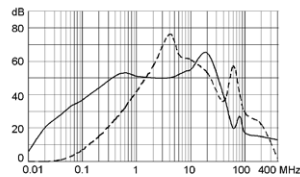
----- 50Ω differential mode \_\_\_\_\_ 50Ω common mode

Standard version

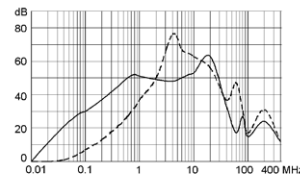
0.5 A



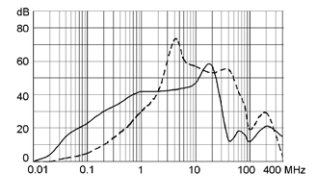
1 A



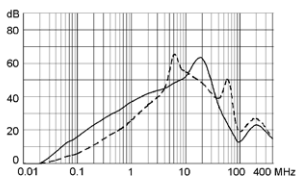
1.6 A



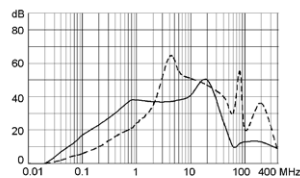
2.5 A



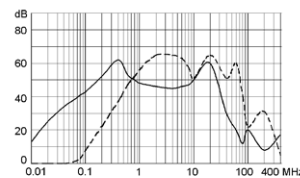
4 A



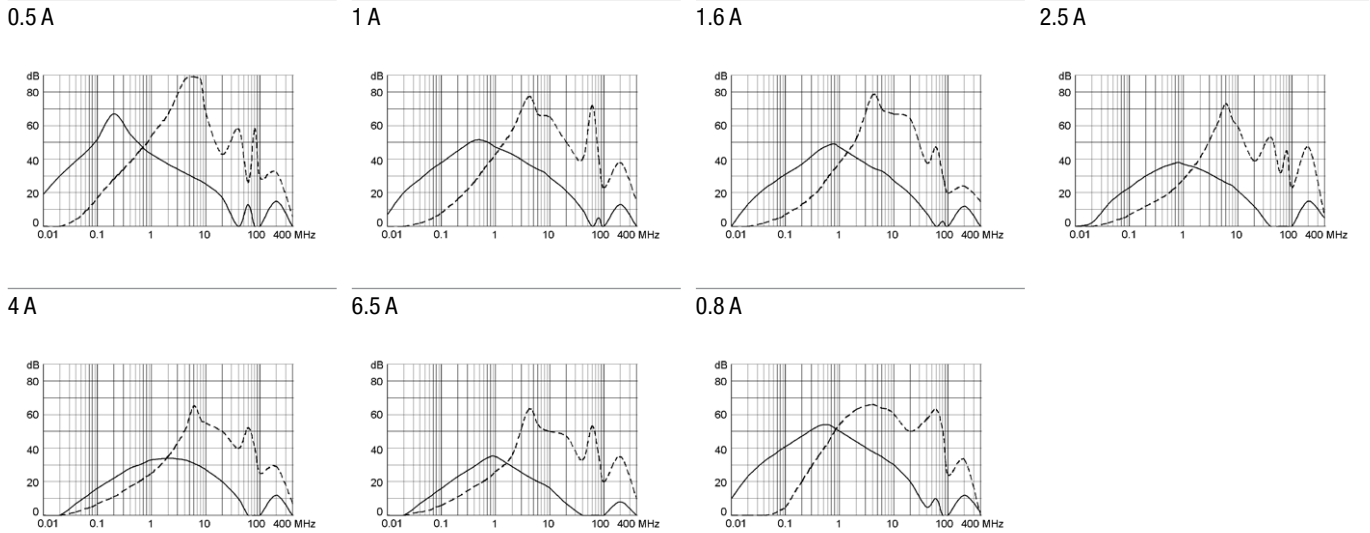
6.5 A



0.8 A



Medical version (M5)



All Variants

Rated Current [A]	Filter-Type	L [mH]	Co / C2 (X2) [µF]	C1 (Y2) [nF]	Diagram	Weight [g]	Housings	Order Number
0.8	Standard Version	2 x 20	0.068/0.015	2.2	S3	32 g	27-1P	5500.2020
0.5	Standard Version	2 x 40	0.1	2.2	S2	32 g	27P	5500.2014
1	Standard Version	2 x 10	0.1	2.2	S2	32 g	27P	5500.2015
1.6	Standard Version	2 x 6	0.1	2.2	S2	32 g	27P	5500.2016
2.5	Standard Version	2 x 2	0.1	2.2	S2	32 g	27P	5500.2017
4	Standard Version	2 x 1	0.1	2.2	S2	32 g	27P	5500.2018
6,5	Standard Version	2 x 1	0.1	2.2	S2	32 g	27P	5500.2019
0.8	Medical Version (M5)	2 x 20	0.068/0.015	-	S5	38 g	27-1P	5500.2129
0.5	Medical Version (M5)	2 x 40	0.1	-	S4	32 g	27P	5500.2127
1	Medical Version (M5)	2 x 10	0.1	-	S4	32 g	27P	5500.2130
1.6	Medical Version (M5)	2 x 6	0.1	-	S4	32 g	27P	5500.2131
2.5	Medical Version (M5)	2 x 2	0.1	-	S4	32 g	27P	5500.2132
4	Medical Version (M5)	2 x 1	0.1	-	S4	32 g	27P	5500.2133
6,5	Medical Version (M5)	2 x 1	0.1	-	S4	38 g	27P	5500.2128

Most Popular.

Availability for all products can be searched real-time: <https://www.schurter.com/en/Stock-Check/Stock-Check-SCHURTER>

Packaging unit 70 Pcs