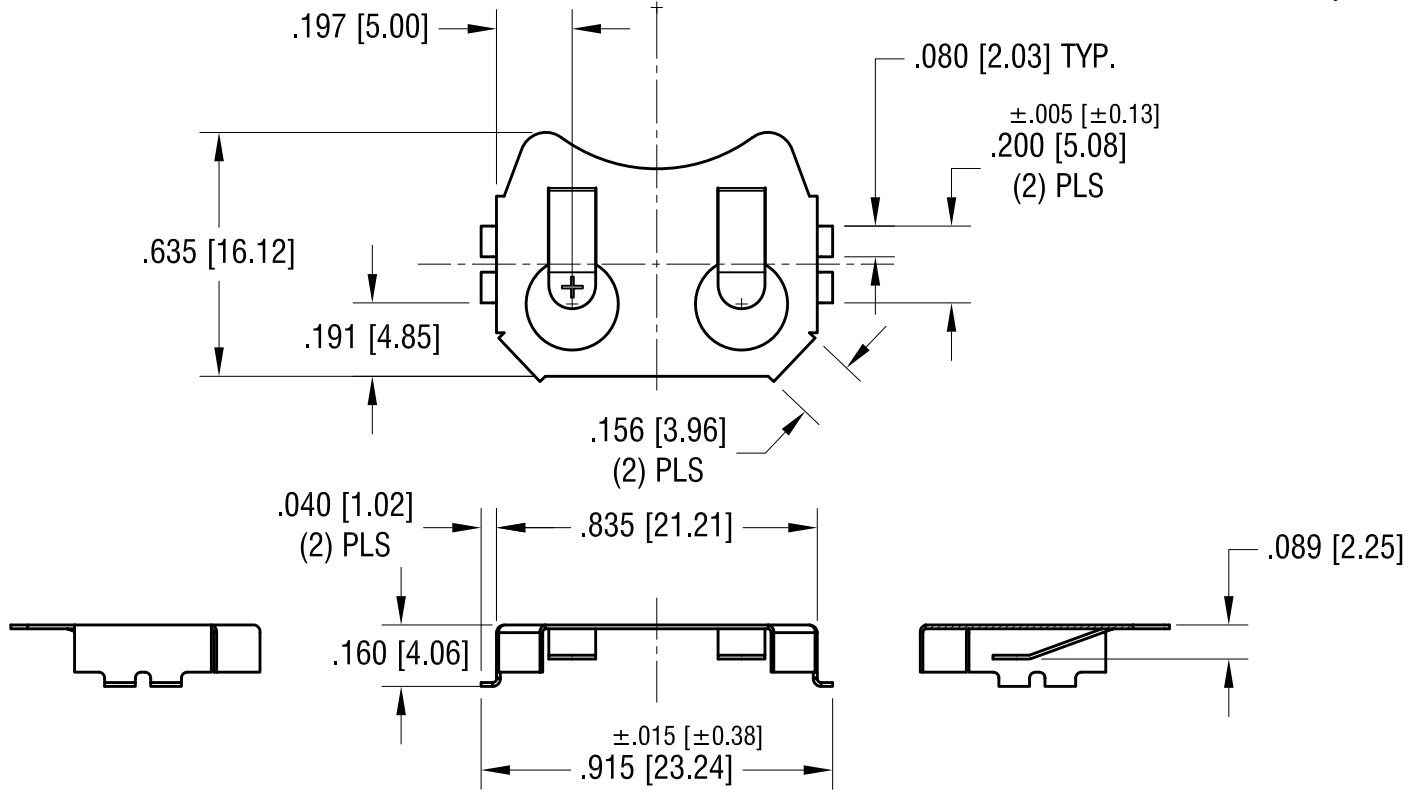
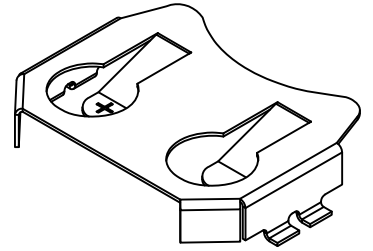
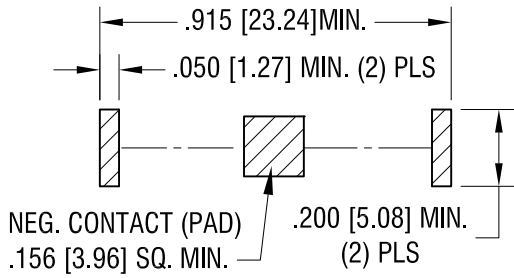


THIS DOCUMENT IS THE PROPERTY OF
KEYSTONE ELECTRONICS CORP. AND
SHALL NOT BE REPRODUCED, DISTRIBUTED
OR USED AS A BASIS FOR MANUFACTURE
WITHOUT PRIOR WRITTEN PERMISSION
FROM KEYSTONE ELECTRONICS CORP.

MOUNTING PAD LAYOUT



KEYSTONE ELECTRONICS CORP.

www.keyelco.com • ASTORIA, N.Y. 11105-2017 • Tel (718) 956-8900

PART NAME		COIN CELL RETAINER	
MATERIAL		.010 [0.25] PHOSPHOR BRONZE	
FINISH	DRN BY	DATE	
MATTE TIN PLATE	NT	2.28.11	
	APP'D	SCALE	
	LN	2X	
TOLERANCES	INCH	[MM]	CODE
DECIMAL	± .010	[± 0.25]	C
ANGULAR	± 1°		
UNLESS OTHERWISE SPECIFIED			DWG NO.
			3044

DATE	DESCRIPTION	REV.
------	-------------	------