

Magnetically Compensated Choke, 1- and 3-phase



Description

- Current compensated choke
- 1- or 3-phase choke
- THT terminals or wire leads
- Flange for mounting onto printed circuit board
- Fully potted resin

Standards

- EN 60938
- UL 1283
- CSA 22.2 no 8

Approvals

- Approval Reference Type: DFK

Applications

- Attenuation of common mode interferences
- May also be used in direct current applications where magnetic compensation is required
- Designed for 230/400 VAC applications

Weblinks

[pdf datasheet](#), [html-datasheet](#), [General Product Information](#), [Approvals](#), [CE declaration of conformity](#), [RoHS](#), [CHINA-RoHS](#), [REACH](#), [Distributor-Stock-Check](#), [Detailed request for product](#)

Technical Data

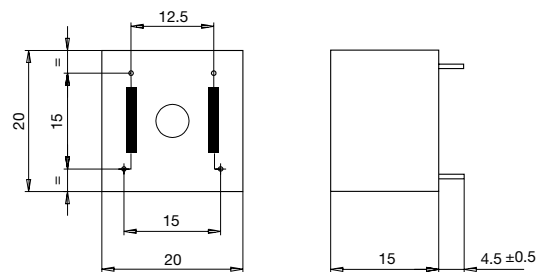
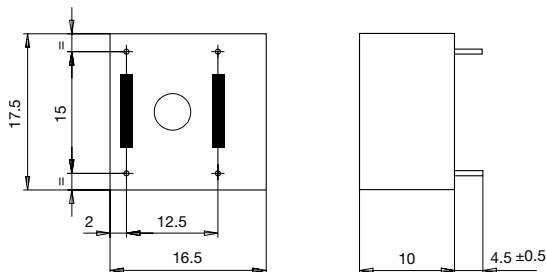
Rated voltage	up to 440 VAC	Test Voltage	1.8kV, 50Hz, 1 min, winding to winding
Rated Current	0.5 - 15 A @ Ta 40 °C	Isolation Voltage	2kV eff., winding to ambient
Rated inductance	1 - 20mH, Tol. -30% +50%	Climatic Category	25/100/21 acc. to IEC 60068-1
Power Operating Frequency	50 - 400Hz	Allowable Operation Temp.	-25 °C to 100 °C
Terminal Type	THT, Flexible wire		
Weight	6 - 163g		
Material: Housing	UL 94V-0		
Sealing Compound	UL 94V-0		

Detailed information on product approvals, code requirements, usage instructions and detailed test conditions can be looked up in [General Product Information](#)

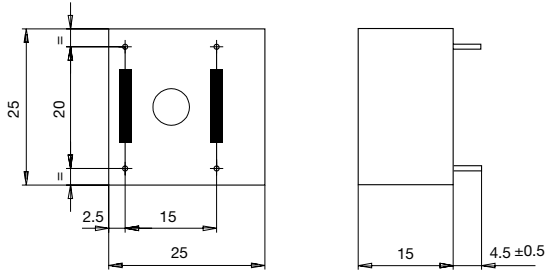
Dimension

Case 03

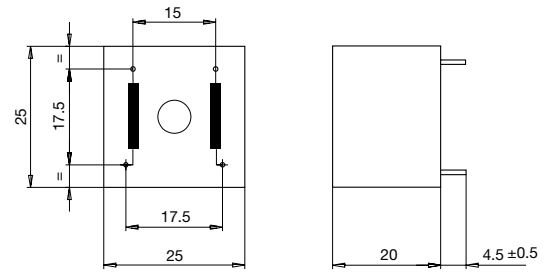
Case 07



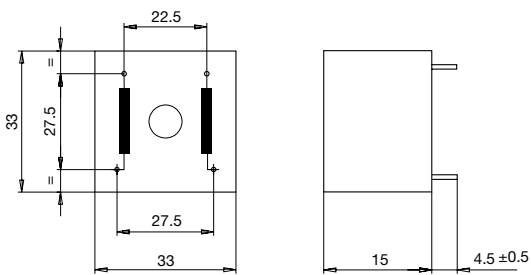
Case 11



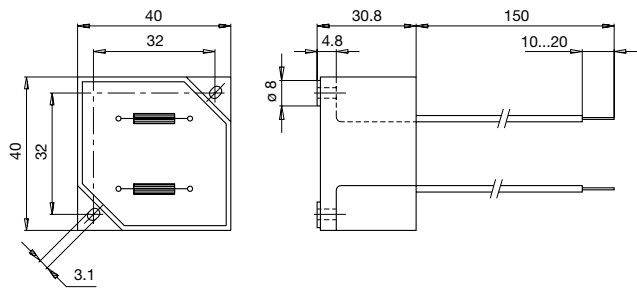
Case 12



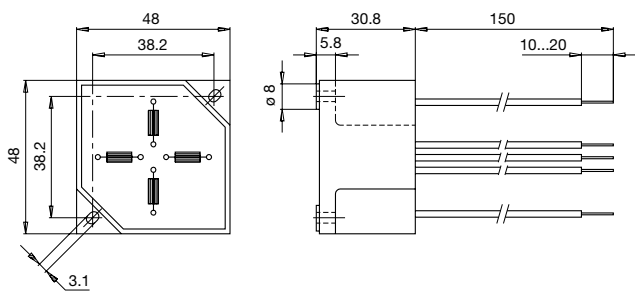
Case 20



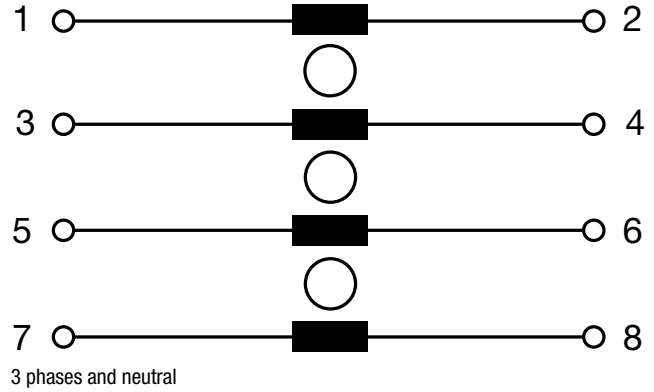
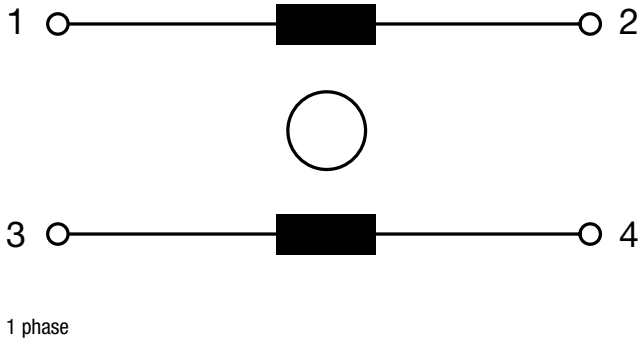
Case 25-2



Case 29-4

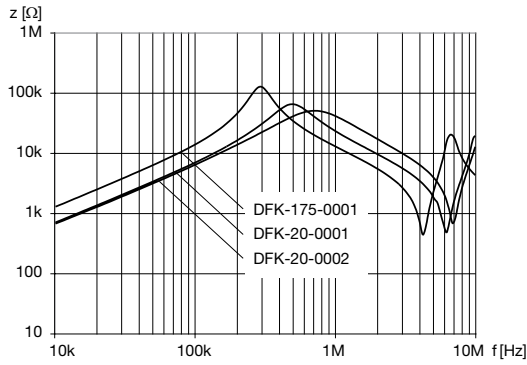


Diagrams

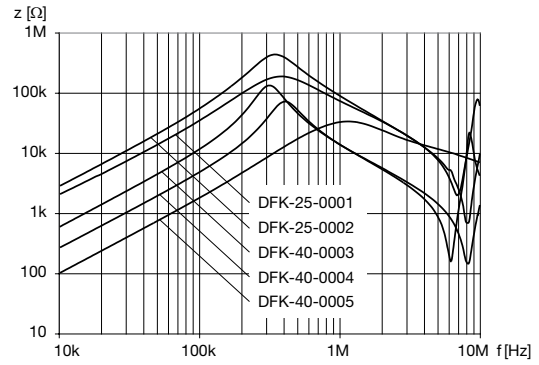


Impedance curves

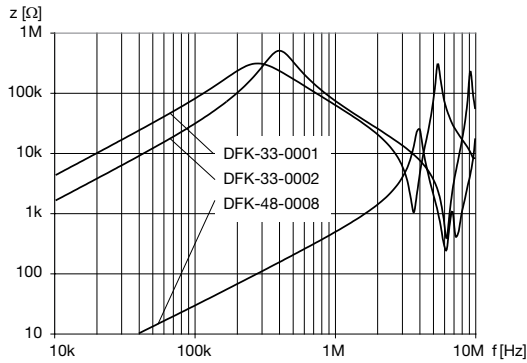
DFK-175-xxxx, DFK-20-xxxxx



DFK-25-xxxx, DFK-40-xxxxx



DFK-33-xxxx, DFK-48-xxxxx



All Variants

I_n [A]	L_n [mH]	R_{cu} [mΩ]	f_{RES} [MHz]	Copper ϕ [mm]	Weight [g]	Housings	Packing unit [pcs.]	Order Number
0.5	10	900	0.5	0.5	6g	03	100	DFK-175-0001
1	10	500	0.7	0.6	12g	07	150	DFK-20-0001
1	20	500	0.5	0.6	12g	07	150	DFK-20-0002
1	10	510	0.5	0.6	18g	11	50	DFK-25-0001
2	10	250	0.5	0.6	18g	12	50	DFK-25-0002
2	20	250	0.3	0.6	37g	20	45	DFK-33-0001
3	10	150	0.38	0.6	37g	20	45	DFK-33-0002
6	4	27	0.4	-	127g	25-2	10	DFK-40-0003
10	2	9	1.45	-	127g	25-2	10	DFK-40-0004
15	1	10	1.45	2.5 x 2.5	127g	25-2	10	DFK-40-0005
6	4 x 1.5	20	0.2	1.5 x 1.5	163g	29-4	10	DFK-48-0008

I_n [A]	L_n [mH]	R_{cu} [mΩ]	f_{RES} [MHz]	Copper \varnothing [mm]	Weight [g]	Housings	Packing unit [pcs.]	Order Number
-----------	------------	---------------	-----------------	------------------------------	------------	----------	---------------------	--------------

Availability for all products can be searched real-time:<http://www.schurter.com/en/Stock-Check/Stock-Check-SCHURTER>
