

ET MODULE

Polycrystalline

ET-P636150WW 150W

ET-P636145WW 145W

ET-P636140WW 140W

ET-P636135WW 135W

ET-P636130WW 130W

ET-P636125WW 125W

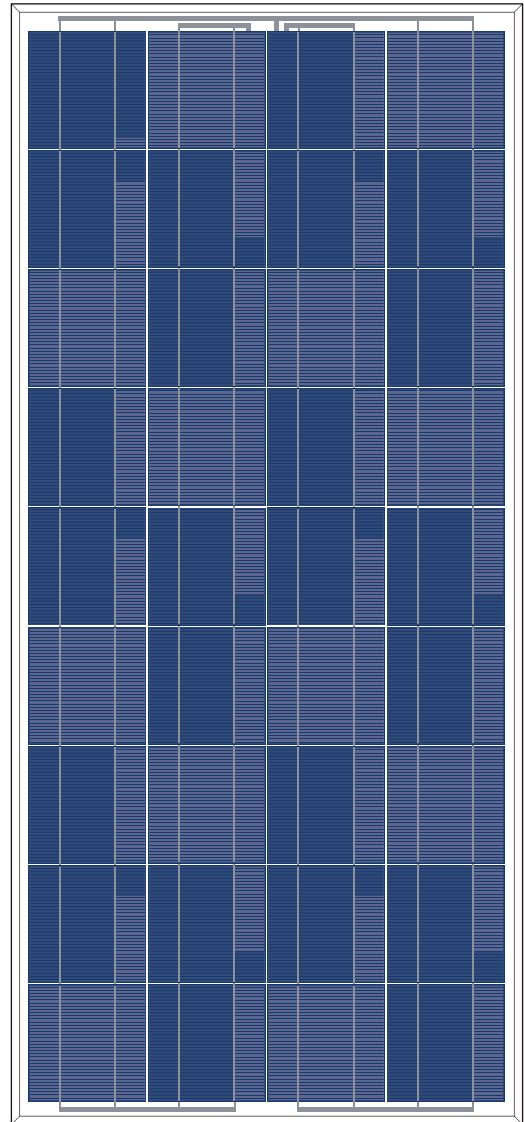
ET-P636120WW 120W

Features

- + High module conversion efficiency, through superior manufacturing technology
- + Entire module certificated to withstand high wind loads and snow loads
- + Anodized aluminum is mainly for improving corrosion resistance
- + Highly transparent, low-iron, tempered glass
- + Excellent performance under low light environments

Benefits

- + 25-year warranty on power output; 5-year warranty on materials and workmanship
- + Product liability insurance
- + Local technical support
- + Local warehousing
- + 48 hour-response service
- + Enhanced design for easy installation and
- + long term reliability



IEC 61215 Ed.2
IEC 61730



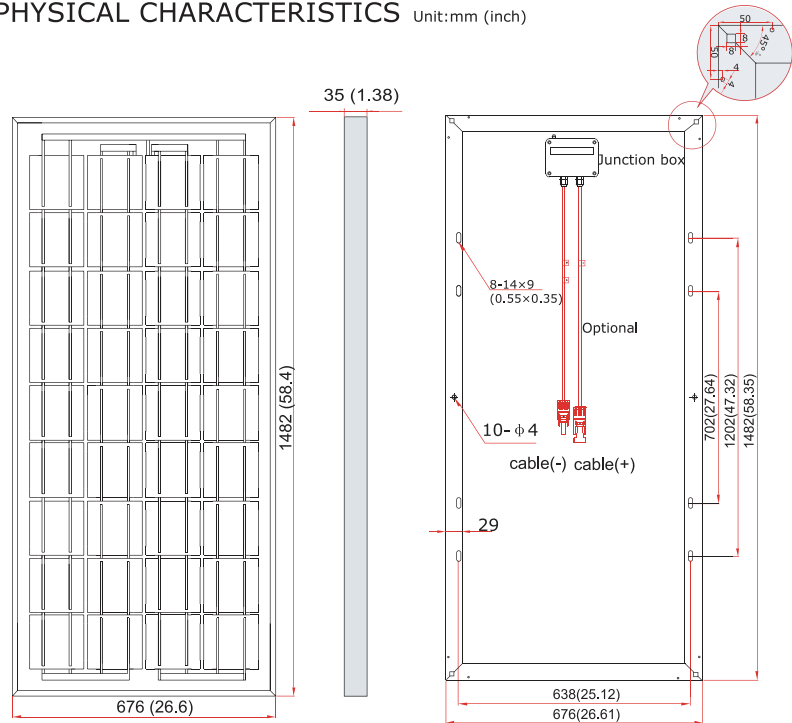
ELECTRICAL SPECIFICATIONS

Model type	ET-P636150WW	ET-P636145WW	ET-P636140WW	ET-P636135WW	ET-P636130WW	ET-P636125WW	ET-P636120WW
Peak power (Pmax)	150W	145W	140W	135W	130W	125W	120W
Cell Efficiency	17.60%	17.06%	16.47%	15.88%	15.29%	14.71%	14.12%
Module Efficiency	14.97%	14.50%	13.97%	13.46%	12.98%	12.48%	12.10%
Maximum power voltage (Vmp)	18.36V	18.17V	17.95V	17.78V	17.62V	17.41V	17.40V
Maximum power current (Imp)	8.17A	7.98A	7.8A	7.59A	7.38A	7.18A	6.89A
Open circuit voltage (Voc)	22.98V	22.75V	22.54V	22.26V	22.04V	21.75V	21.75V
Short circuit current (Isc)	8.74A	8.66A	8.42A	8.28A	8.08A	7.85A	7.63A
Power Tolerance	-1% to +3%						
Maximum system voltage	DC 1000V						
Normal Operating Cell Temperature	45.3±2°C						
Series fuse rating (A)	20A						

MECHANICAL SPECIFICATIONS

Cell type	156mm x 156mm
Number of cells	36 cells in series
Weight	13.18 kg (29.06 lbs)
Dimensions	1482×676×35 mm (58.3×26.6×1.38 inch)
Max Load	5400Pascals (112 lb/ft ²)

PHYSICAL CHARACTERISTICS Unit:mm (inch)

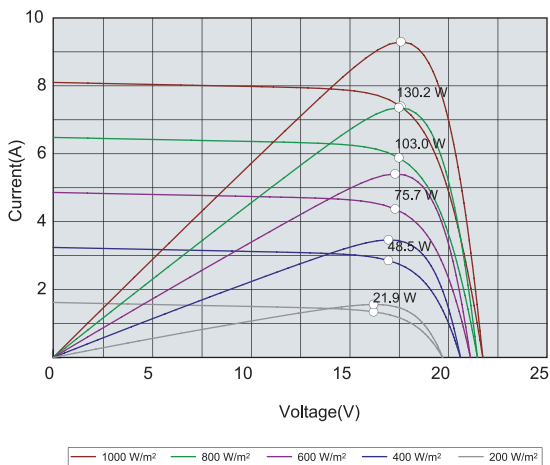


TEMPERATURE COEFFICIENT

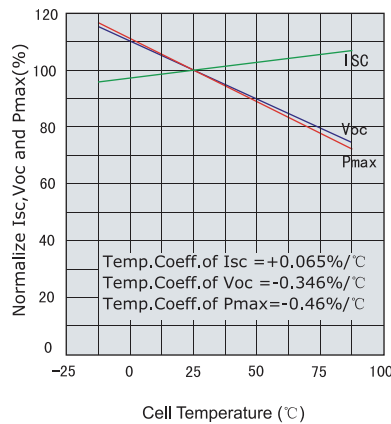
Temp. Coeff. of Isc (TK Isc)	0.065 %/°C
Temp. Coeff. of Voc (TK Voc)	-0.346 %/°C
Temp. Coeff. of Pmax (TK Pmax)	-0.46 %/°C

ELECTRICAL CHARACTERISTICS

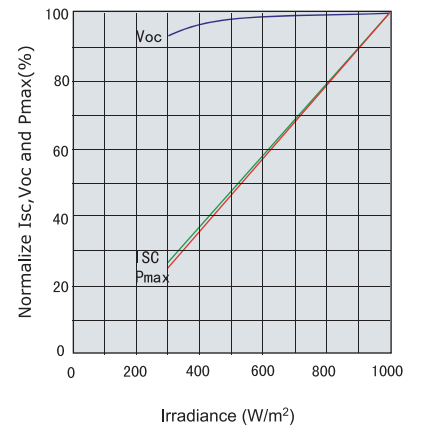
Electrical performance
(cell temperature:25°C)



Temperature dependence of Isc,
Voc and Pmax



Irradiance dependence of Isc,
Voc and Pmax (cell temperature:25°C)



Note: the specifications are obtained under the Standard Test Conditions (STCs): 1000 W/m² solar irradiance, 1.5 Air Mass, and cell temperature of 25 °C. The NOCT is obtained under the Test Conditions : 800 W/m², 20°C ambient temperature, 1 m/s wind speed, AM 1.5 spectrum.

Please contact support@etsolar.com for technical support. The parameters are for reference only, and are subject to change without notice or obligation.