

# SMD Terminal Blocks with Push-Buttons, 0.75 mm<sup>2</sup> 4 mm Pin Spacing 2060 Series



### Technical Data

Pin Spacing	4 mm 0.157 in		
Ratings per	IEC/EN 60664-1		
Overvoltage category	III	III	II
Degree of contamination	3	2	2
Rated voltage	63 V	160 V	320 V
Rated surge voltage	2.5 kV	2.5 kV	2.5 kV
Nominal current	9 A	9 A	9 A
Approvals per	UL 1977		
Rated voltage, 1-pole	600 V		
Rated voltage, 2 or more poles	250 V		
Nominal current UL	9 A		

### Conductor data:

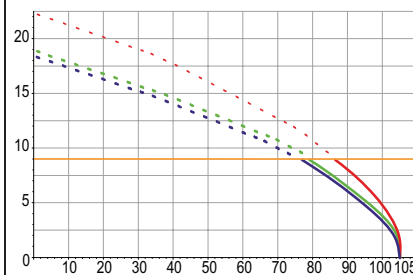
Connection technology	CAGE CLAMP® S
Conductor size: solid	0.2–0.75 mm <sup>2</sup>
Conductor size: fine-stranded	0.2–0.75 mm <sup>2</sup>
Conductor size: fine-stranded	0.25–0.34 mm <sup>2</sup> (with insulated ferrule)
Conductor size: fine-stranded	0.25–0.34 mm <sup>2</sup> (with uninsulated ferrule)
AWG	24 – 18
Strip length	7–9 mm / 0.28–0.35 in
Conductor entry	0° to PCB

### Material data:

Material group	I
Insulation material	Glass-fiber-reinforced polyphthalamide (PPA-GF)
Flammability rating per UL 94	V0
Lower/Upper limit temperature	-60 °C / +105 °C
Contact material	Copper alloy
Contact plating	Tin-plated

### Current-Carrying Capacity Curve

Pin spacing: 4 mm / Conductor size: 0.75 mm<sup>2</sup> "f-st"  
Based on: EN 60512-5-2 / Reduction factor: 1



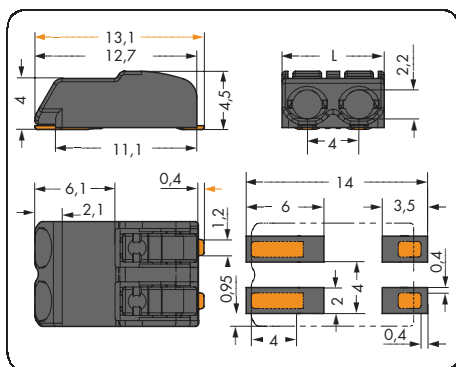
2-, 4-, 6-pole

### 2060 Series accessories:

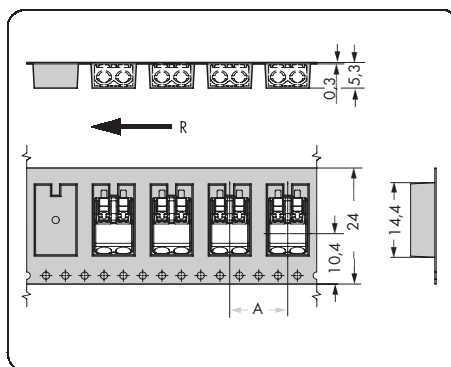
### Page:

Operating tool (206-860)	76
Operating tool (2060-189)	76

<b>Pin spacing 4 mm / 0.157 in</b>	
0.2-0.75 mm <sup>2</sup>	24-18 AWG
160 V/2.5 kV/2 9 A	



L = (pole no. x pin spacing) + 0.1 mm



R = Feed direction  
A = (pole no. x pin spacing) + 4 mm

Pole No.	Item No.	Pack. Unit
<b>SMD terminal blocks with push-buttons in tape-and-reel packaging, black*</b>		
1	2060-471/998-404	13500 (9 x 1500)
2	2060-472/998-404	9000 (9 x 1000)
3	2060-473/998-404	6750 (9 x 750)
Reel diameter: 330 mm		



Inserting solid conductors via push-in termination.



Inserting/removing fine-stranded conductors by lightly pressing on push-button (e.g., using a 206-860 operating tool).



Terminal blocks can be arranged side-by-side without loss of poles.