

WizFi630S EVB Datasheet

(Version 1.0.0)

WIZnet <https://wiznet.io>
WIZnet <https://wizwiki.net>



© 2019 WIZnet Co., Ltd. All Rights Reserved.

For more information, please visit our website at <http://www.wiznet.io/>

Document Revision History

Date	Revision	Changes
2019-12-13	1.0	Release

 <https://wiznet.io>
<https://wizwiki.net>

1. Overview	5
2. Features.....	5
3. Board Configurations	6
3.1 Power Source	6
3.2 External Connector	6
3.3 LEDs	7
3.4 USB0 Select	7
3.5 SD/LAN Select	8
3.6 RST(Reset) Select	8
4. Dimensions.....	9
4.1 WizFi630S Dimensions.....	9
4.2 WizFi630S-EVB Dimensions	10



Important Notice

WIZnet reserves the right to make corrections, modifications, enhancements, improvements and other changes to its products and services at any time, and to discontinue any product or service without notice. Customers should obtain the latest relevant information before placing orders, and should verify that such information is current and complete. All products are sold subject to WIZnet's terms and conditions of sale, supplied at the time of order acknowledgment. Information relating to device applications, and the like, is intended as suggestion only and may be superseded by updates. It is the customer's responsibility to ensure that their application meets their own specifications. WIZnet makes no representation and gives no warranty relating to advice, support or customer product design.

WIZnet assumes no responsibilities or liabilities for the use of any of its products, conveys no license or title under any patent, copyright or mask work rights to these products, and makes no representations or warranties that these products are free from patent, copyright or mask work infringement, unless otherwise specified.

WIZnet products are not intended for use in life support systems/appliances or any systems where product malfunction can reasonably be expected to result in personal injury, death, severe property damage or environmental damage. WIZnet customers using or selling WIZnet products for use in such applications do so at their own risk and agree to fully indemnify WIZnet for any damages resulting from such use.

All trademarks are the property of their respective owners.

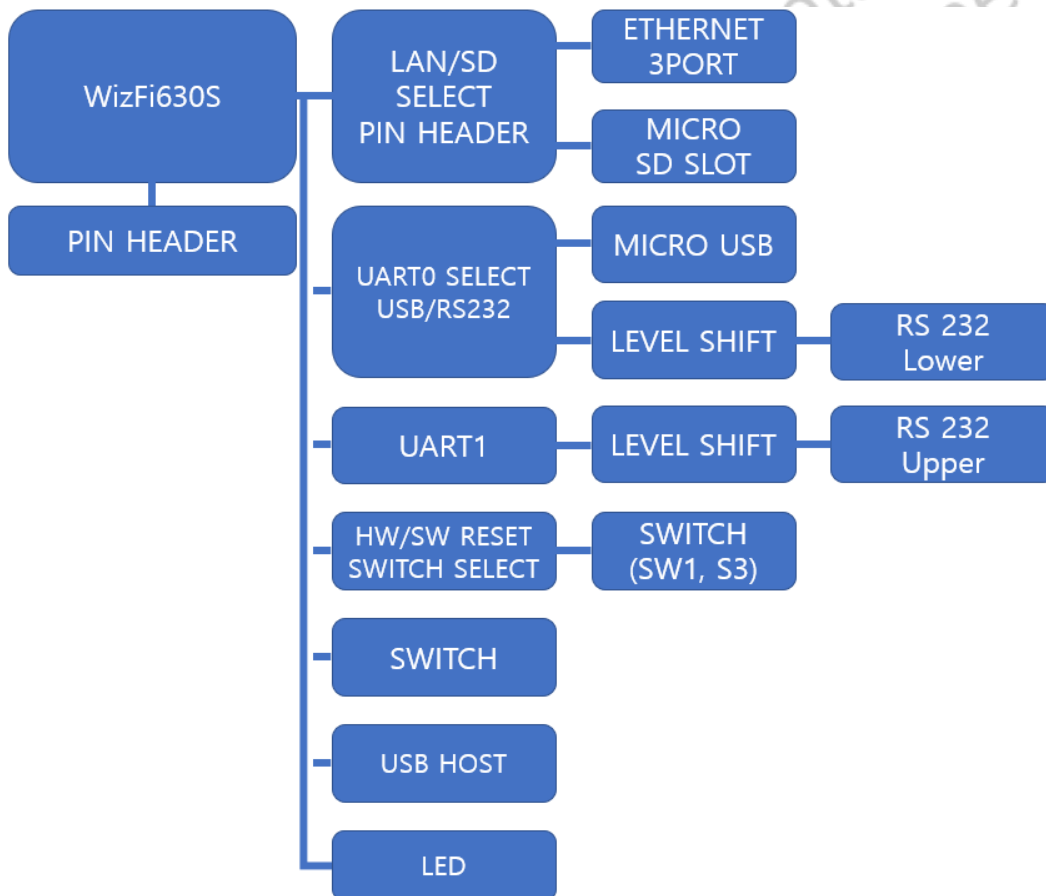
1. Overview

This document will explain about WizFi630S-EVB, which is an evaluation board for easier testing and faster development of WizFi630S.

Users can use the following peripherals that WizFi630 supports; Wi-Fi, Ethernet 3Port and UART-lite, eMMC, USB host, etc.


2. Features

The features of WizFi630S-EVB are as shown below.




3. Board Configurations

3.1 Power Source



Users can choose between 5V/2A adaptor or Micro USB for power.

3.2 External Connector



Almost all the pins of WizFi630S can be connected via the external connector.

A few of the pins require caution as they could be connected to the LED, Ethernet, etc.

3.3 LEDs



There are 6 LEDs for status and 1 LED for user's customization.

- PWR LED indicates the power status of WizFi630S-EVB.
- RUN LED turns on when the booting of WizFi630S is completed.
- WIFI LED indicates the Wi-Fi status of WizFi630S.
- WPS LED can be used for user's customization.
- WAN LED indicates the connection status of WAN Port.
- LAN1 LED indicates the connection status of LAN1 Port.
- LAN2 LED indicates the connection status of LAN2 Port.


3.4 USB0 Select



WizFi630S-EVB supports the UART0 Interface via 9pin D-sub(DB9) or micro USB.

The DB9 connector and micro USB connector can be physically connected using a 'USB0-select jumper tab.' Power will be supplied simultaneously with the UART interface if a micro USB connector is used, whereas separate power supply is needed when a DB9 connector is used.

3.5 SD/LAN Select



The pins that are defined as LAN1 and LAN2 can also be used as eMMC Interface via pin-sharing. This pin-sharing function needs to be defined via software and then users can physically choose between SD interface and LAN interface using the 'SD/LAN-select jumper tab.'

3.6 RST(Reset) Select



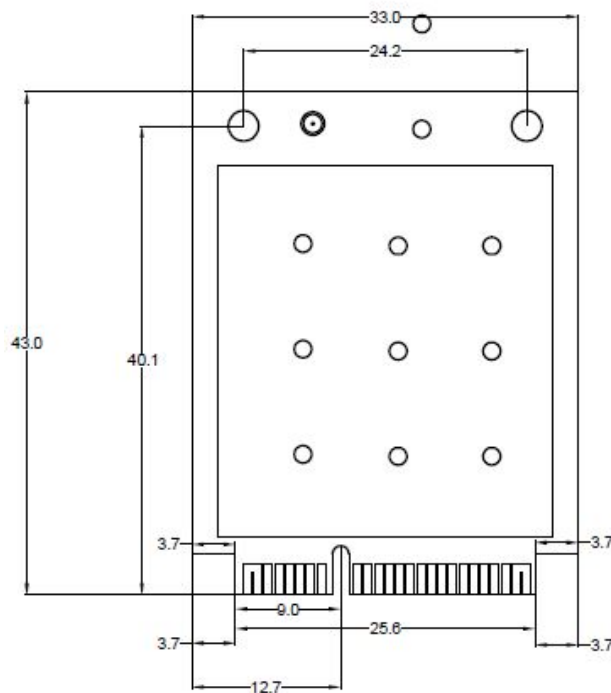
WizFi630S supports both cold-boot, which resets the system via physical signal, and warm-boot, which resets using GPIO.

WizFi630S-EVB also supports both reset methods and users can select using the 'HW/SW RST-select jumper tab.'

4. Dimensions

4.1 WizFi630S Dimensions

Dimensions (mm)	Length	Width	Height	Hole Width	HOLE Height	HOLE Φ	PCB Thickness
	43	33	3.8	24.2	3	2.5	1.0
Tolerance +/- 0.1mm							



4.2 WizFi630S-EVB Dimensions

