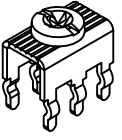
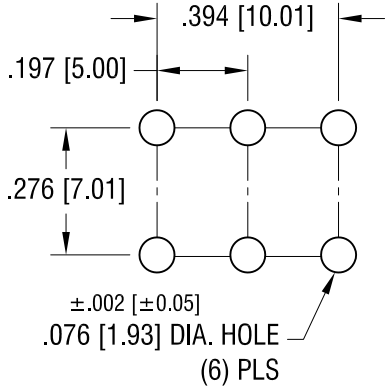


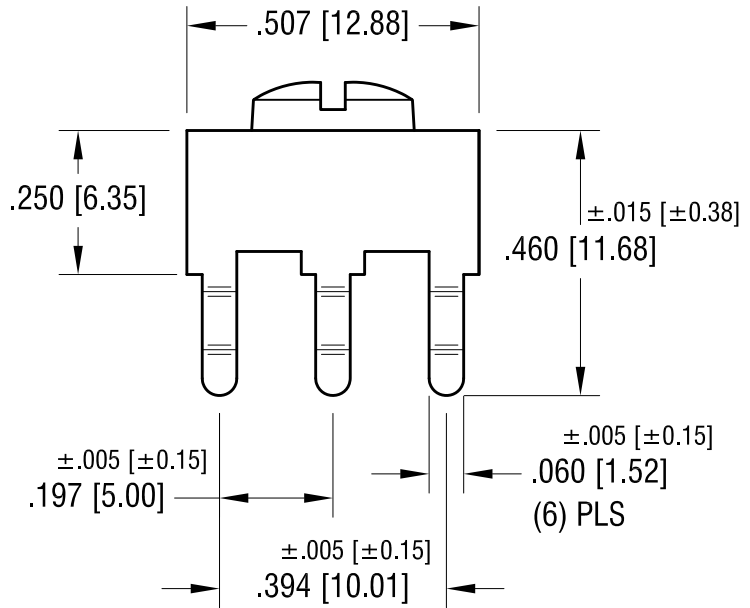
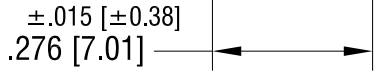
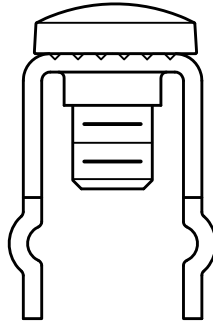
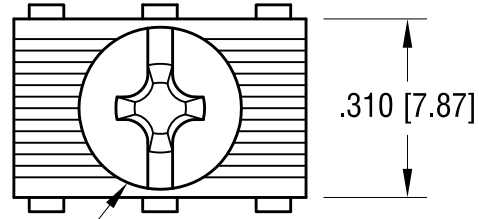
THIS DOCUMENT IS THE PROPERTY OF KEYSTONE ELECTRONICS CORP. AND SHALL NOT BE REPRODUCED, DISTRIBUTED OR USED AS A BASIS FOR MANUFACTURE WITHOUT PRIOR WRITTEN PERMISSION FROM KEYSTONE ELECTRONICS CORP.



MOUNTING DETAIL



6-32 x 1/4 L.
CAPTIVATED SCREW



PC SCREW TERMINAL WITH COLORED SCREW HEAD

| PART NO. | HEAD COLOR | PART NO. | HEAD COLOR |
|----------|------------|----------|------------|
| 8199-2 | RED | 8199-5 | BLUE |
| 8199-3 | BLACK | 8199-6 | GREEN |
| 8199-4 | WHITE | 8199-7 | YELLOW |

NOTES:

1. TERMINAL:

MAT'L - .032 [0.81] TH'K BRASS, MATTE TIN PLATE

SCREW:

MAT'L - BRASS, NICKEL PLATE

KEYSTONE ELECTRONICS CORP.

www.keyelco.com • ASTORIA, N.Y. 11105-2017 • Tel (718) 956-8900

PART NAME

PC SCREW TERM. W/ COLORED SCREW HEAD

MATERIAL

AS NOTED

FINISH

AS NOTED

DRN BY

BOONE

DATE

10.1.03

APP'D

LN

SCALE

3X

TOLERANCES

INCH [MM]

DECIMAL

± .010 [± 0.25]

ANGULAR

± 1°

UNLESS OTHERWISE SPECIFIED

CODE

C

DWG NO.

8199-2 - 8199-7

| DATE | DESCRIPTION | REV. |
|---------|--------------------------|------|
| 7.15.09 | CHANGE AS PER ECN 09-105 | B |
| 1.7.08 | CHANGE AS PER ECN 08-038 | A |