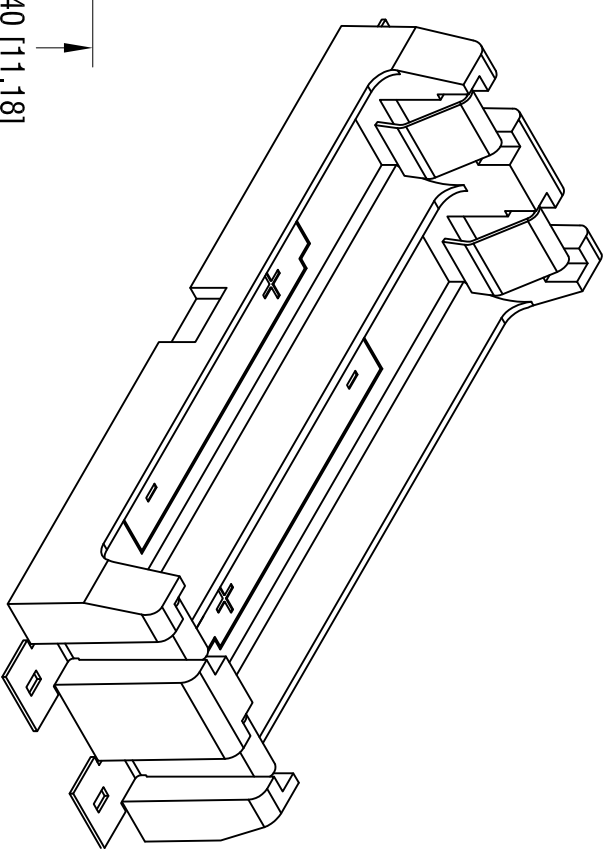
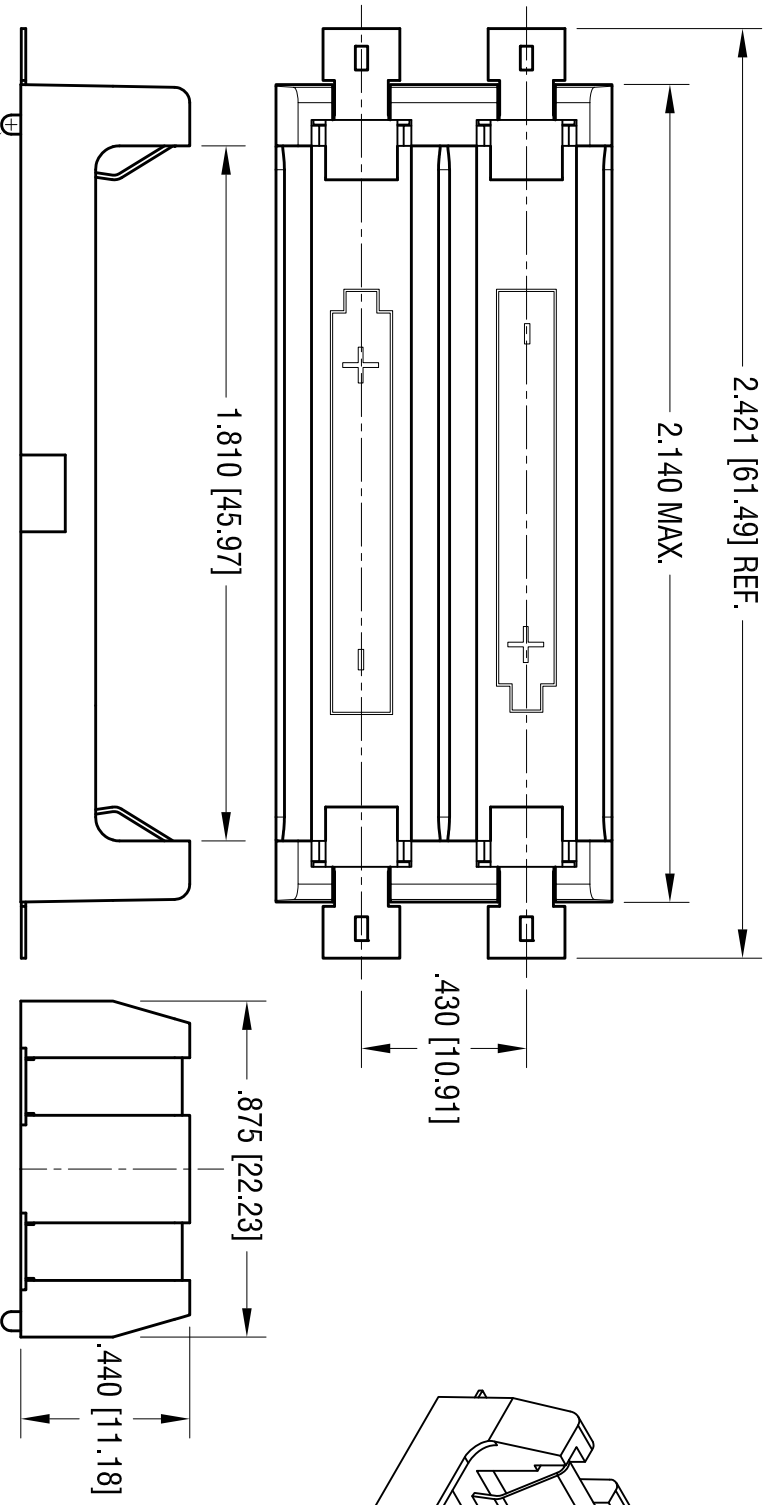
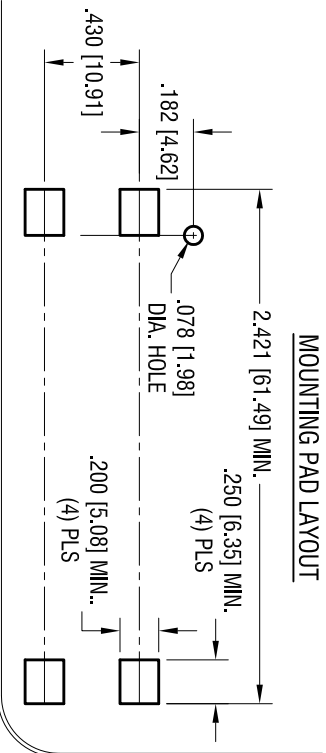


MOUNTING PAD LAYOUT



NOTE:  
1. BASE:  
MAT'L: HEAT RESISTANCE NYLON  
STANYL 46 OR EQUIVALENT

2. CONTACT:  
MAT'L: .012 [0.30] THK PHOSPHOR BRONZE  
FINISH: GOLD FLASH, OVER NICKEL PLATE.

DATE	DESCRIPTION	REV.
2.17.10	CHANGE AS PER ECN 10-014	A

**KEYSTONE ELECTRONICS CORP.**  
www.keystec.com • ASTORIA, N.Y. 11105-2017 • Tel (718) 956-8900

PART NAME  
DUAL SM BATTERY HOLDER, AAA

MATERIAL  
AS NOTED

FINISH  
AS NOTED

DRN BY  
NT

DATE  
12.08.09

App'D  
LN

SCALE  
2X

THIS DOCUMENT IS THE PROPERTY OF  
KEYSTONE ELECTRONICS CORP. AND  
SHALL NOT BE REPRODUCED, DISTRIBUTED  
OR USED AS A BASIS FOR MANUFACTURE  
WITHOUT PRIOR WRITTEN PERMISSION  
FROM KEYSTONE ELECTRONICS CORP.

TOLERANCES	INCH	[MM]	CODE	DWG NO.
DECIMAL	± .010	[± 0.25]	C	1022
ANGULAR	± 1°			