

Small Signal Product

200mW High Speed SMD Switching Diode

FEATURES

- Designed for mounting on small surface
- Extremely thin/leadless package
- High mounting capability, strong surge with stand, high reliability
- Pb free version and RoHS compliant
- Halogen free



0603 (Ceramics)



MECHANICAL DATA

- Case: 0603 (Ceramics)
- High temperature soldering guaranteed: 260°C/10s
- Polarity: Indicated by white cathode band
- Weight: 4 mg (approximately)

MAXIMUM RATINGS AND ELECTRICAL CHARACTERISTICS (T _A =25°C unless otherwise noted)			
PARAMETER	SYMBOL	VALUE	UNIT
Power dissipation	P _D	200	mW
Repetitive peak reverse voltage	V _{RRM}	75	V
Repetitive peak forward current	I _{FRM}	200	mA
Mean forward current	I _O	100	mA
Non-repetitive peak forward surge current	I _{FSM}	0.4	A
		0.8	
Thermal resistance (Junction to Ambient)	R _{θJA}	375	°C/W
Junction and storage temperature range	T _J , T _{STG}	-55 to +150	°C

PARAMETER	SYMBOL	MIN	MAX	UNIT
Reverse breakdown voltage	I _R =100μA V _(BR)	-	75	V
Forward voltage	I _F =10mA V _F	-	1.00	V
	I _F =100mA V _F	-	1.25	
Reverse leakage current	V _R =20V I _R	-	0.025	μA
	V _R =75V I _R	-	5.0	
Junction capacitance	V _R =0V, f=1.0MHz C _J	-	4	pF
Reverse recovery time	I _F =I _R =10mA, R _L =100Ω t _{rr}	-	4	ns

Small Signal Product

ORDERING INFORMATION					
PART NO.	PART NO. SUFFIX	PACKING CODE	PACKING CODE SUFFIX	PACKAGE	PACKING
TS4148C	-xx (Note 1)	RZ	G	0603 (Ceramics)	5K / 7" Reel
		RC			10K / 13" Reel

Note 1: Part No. Suffix „-xx “ would be used for special requirement

EXAMPLE					
PREFERRED PART NO.	PART NO.	PART NO. SUFFIX	PACKING CODE	PACKING CODE SUFFIX	DESCRIPTION
TS4148C RZG	TS4148C		RZ	G	Multiple manufacture source Green compound
TS4148C-C0 RZG	TS4148C	-C0	RZ	G	Defined manufacture source Green compound

RATINGS AND CHARACTERISTICS CURVES

(T_A=25°C unless otherwise noted)

Fig. 1 Typical Forward Characteristics

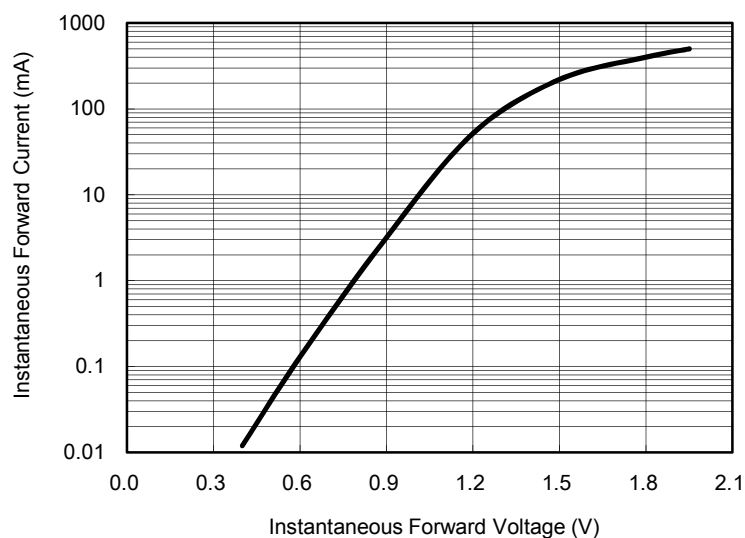


Fig. 2 Typical Reverse Characteristics

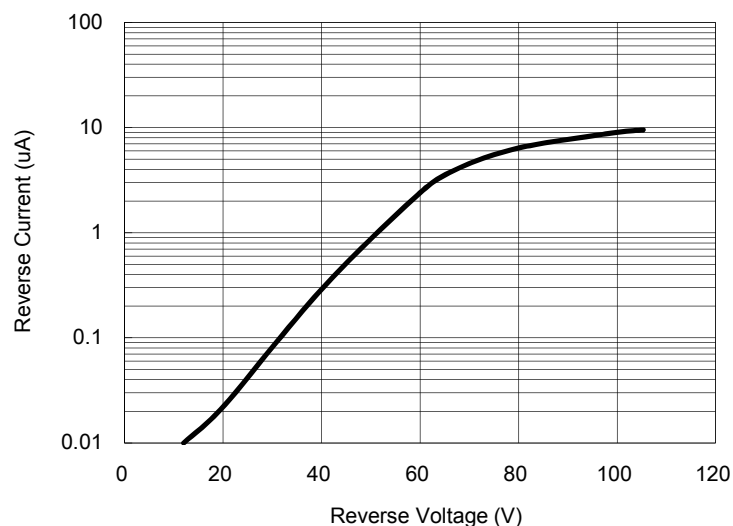


Fig. 3 Admissible Power Dissipation Curve

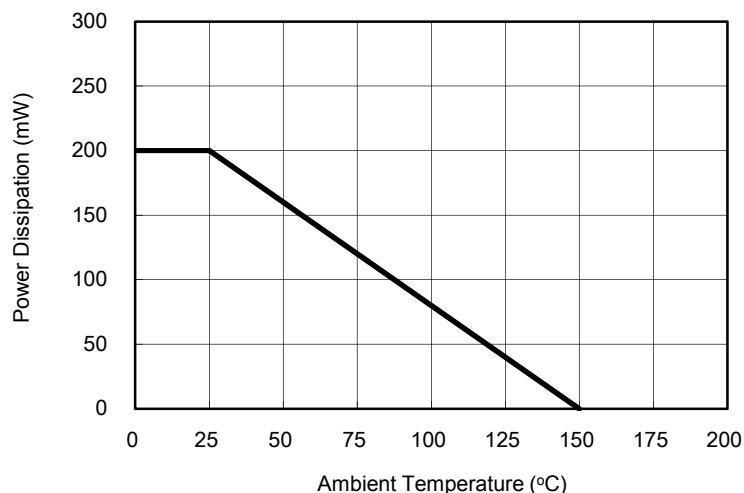
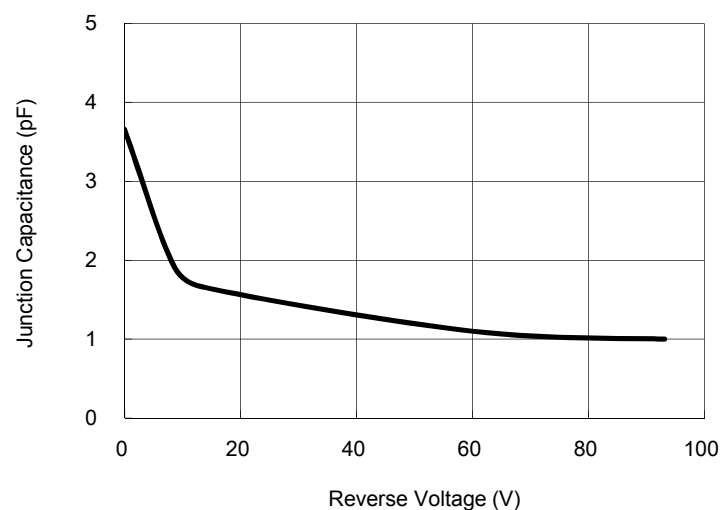


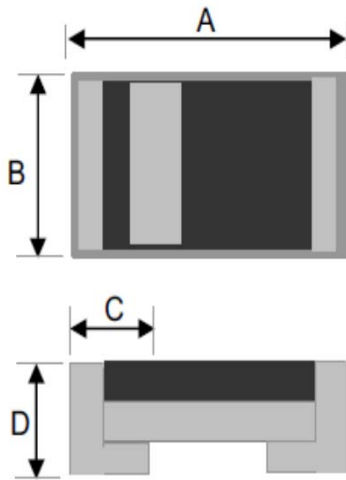
Fig. 4 Typical Junction Capacitance



Small Signal Product

DIMENSIONS

0603 (Ceramics)



DIM.	Unit(mm)		Unit(inch)	
	Min	Max	Min	Max
A	1.45	1.65	0.057	0.065
B	0.70	0.90	0.028	0.035
C	0.25	0.45	0.010	0.018
D	0.55	0.75	0.022	0.030

Notice

Specifications of the products displayed herein are subject to change without notice. TSC or anyone on its behalf, assumes no responsibility or liability for any errors or inaccuracies.

Information contained herein is intended to provide a product description only. No license, express or implied, to any intellectual property rights is granted by this document. Except as provided in TSC's terms and conditions of sale for such products, TSC assumes no liability whatsoever, and disclaims any express or implied warranty, relating to sale and/or use of TSC products including liability or warranties relating to fitness for a particular purpose, merchantability, or infringement of any patent, copyright, or other intellectual property right.

The products shown herein are not designed for use in medical, life-saving, or life-sustaining applications. Customers using or selling these products for use in such applications do so at their own risk and agree to fully indemnify TSC for any damages resulting from such improper use or sale.