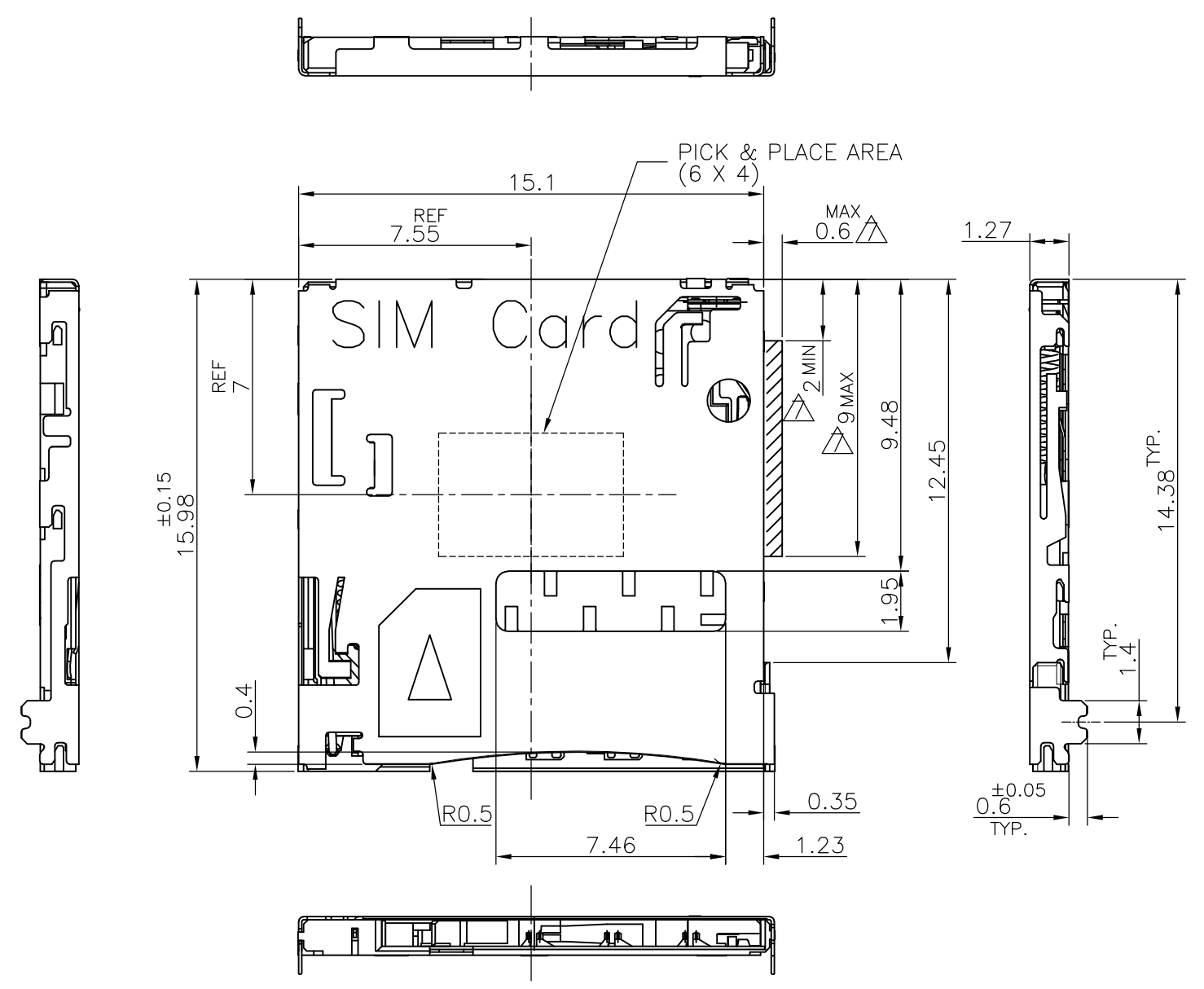


THIS DRAWING IS UNPUBLISHED. RELEASED FOR PUBLICATION JUN ,2011.
 © COPYRIGHT 2011 By Tyco Electronics Japan G.K. ALL RIGHTS RESERVED.

| LOC | DIST | REVISIONS | | | | | |
|-----|------|-----------|-----|-------------|-----------|-----|------|
| | | P | LTR | DESCRIPTION | DATE | DWN | APVD |
| J | / | | D | REVISED | 18NOV2015 | M.T | K.K |



- 1. MATERIAL HOUSING,SLIDER : THERMOPLASTIC RESIN UL94V-0, COLOR;BLACK
CONTACT : COPPER ALLOY
SHELL : STAINLESS STEEL
COIL : SWP
CAM ROD : STAINLESS STEEL
- △ FINISH CONTACT : Au PL AT CONTACT AREA
Au PL AT SOLDERING AREA
SHELL : Au PL AT SOLDERING AND SWITCH AREA
- △ NON-CUMULATIVE TOLERANCE
- 4. COPLANARITY IS 0.1MAX.
- △ CIRCUIT DRAWING OF SWITCH.
- 6. OVERALL TOLERANCE:±0.1
- △ SWITCH MOVING AREA.

| | |
|--------|-------------|
| △ | 2174803-2 |
| FINISH | PART NUMBER |

| | | | | | | | | | | | |
|--|--|------------------|-------------|-----------|---------------------|------------------|-----------|---|---------------|-----|---|
| THIS DRAWING IS A CONTROLLED DOCUMENT. | | DWN | J.TSUJI | 30JUN2011 | TE Connectivity | NAME | | MICRO SIM CONNECTOR PUSH-PUSH DIP TYPE | | | |
| DIMENSIONS: mm | | CHK | K.KOBAYASHI | 30JUN2011 | | PRODUCT SPEC | | 108-78896 | | | |
| TOLERANCES UNLESS OTHERWISE SPECIFIED: | | APVD | T.KUSUHARA | 30JUN2011 | | APPLICATION SPEC | | - | | | |
| 0 PLC ± - 1 PLC ± - 2 PLC ± - 3 PLC ± - 4 PLC ± - ANGLES ± - MATERIAL FINISH | | WEIGHT | | - | | SIZE | CAGE CODE | DRAWING NO | RESTRICTED TO | | |
| | | CUSTOMER DRAWING | | SCALE | | 5:1 | | SHEET | 1 OF 5 | REV | D |

THIS DRAWING IS UNPUBLISHED.

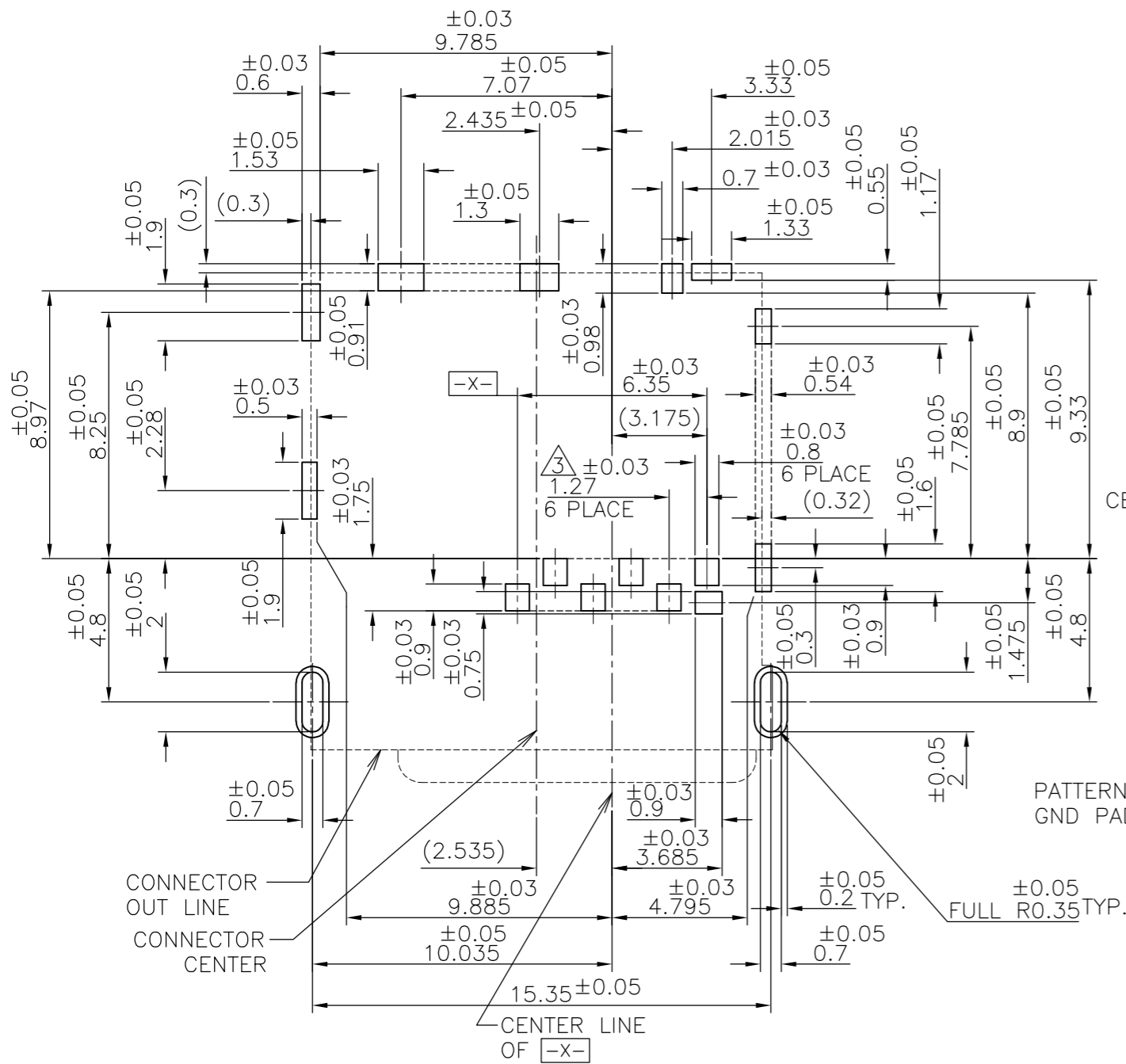
RELEASED FOR PUBLICATION

JUN ,2011.

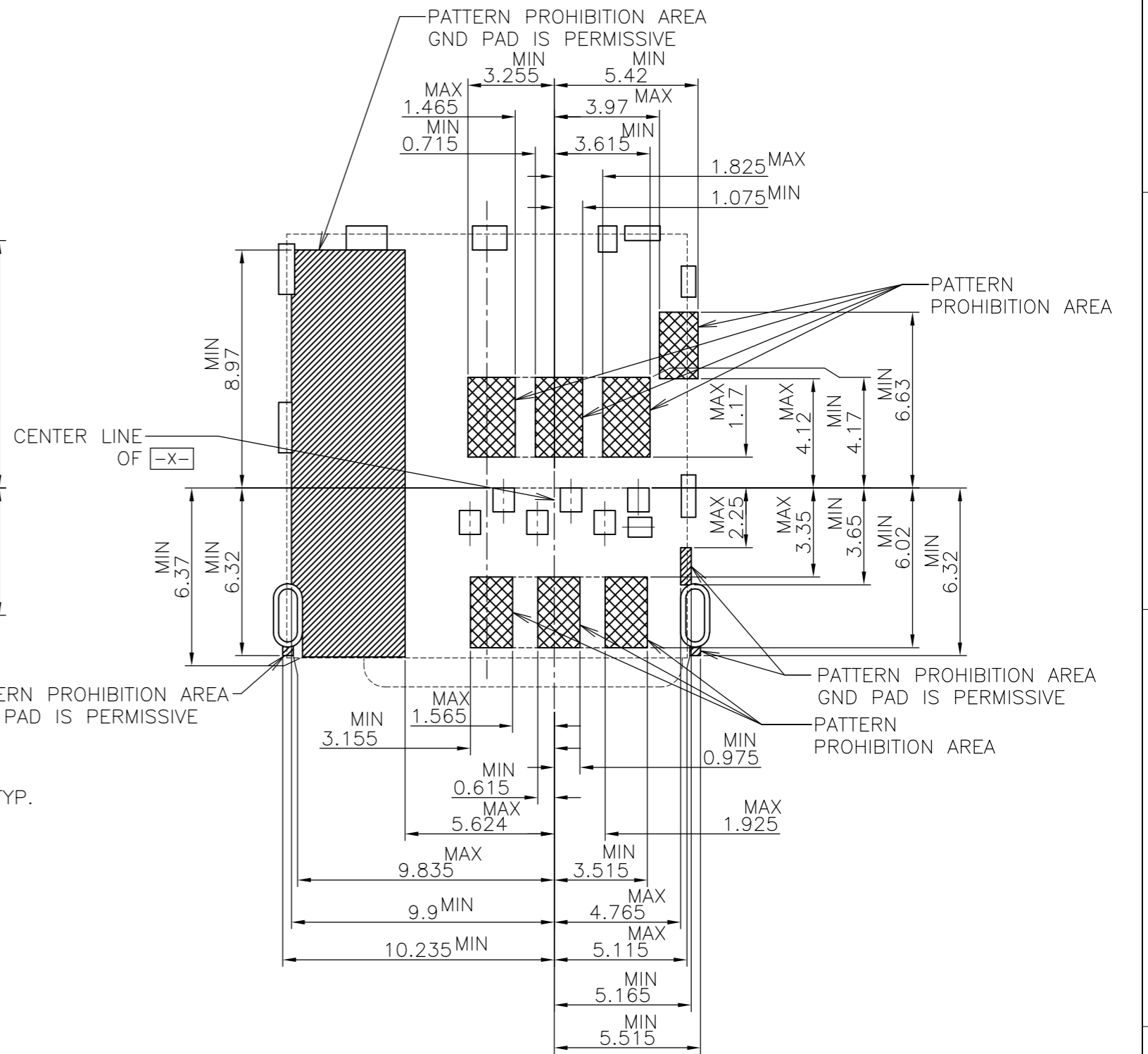
© COPYRIGHT 2011 By Tyco Electronics Japan G.K.

ALL RIGHTS RESERVED.

| LOC | DIST | REVISIONS | | | | | |
|-----|------|-----------|-----|-------------|------|-----|------|
| | | P | LTR | DESCRIPTION | DATE | DWN | APVD |
| J | / | | | SEE SHEET 1 | - | - | - |



PCB LAYOUT(REFERENCE)
(VIEWED FROM CONNECTOR MOUNT SIDE)



| | | | | | |
|--|--|------------------|---|-----------|------------|
| THIS DRAWING IS A CONTROLLED DOCUMENT. | | DWN | | | |
| DIMENSIONS: mm | | CHK | | | |
| TOLERANCES UNLESS OTHERWISE SPECIFIED: | | APVD | NAME | | |
| 0 PLC ± - | | PRODUCT SPEC | MICRO SIM CONNECTOR PUSH-PUSH DIP TYPE | | |
| 1 PLC ± - | | APPLICATION SPEC | SIZE | CAGE CODE | DRAWING NO |
| 2 PLC ± - | | WEIGHT | A3 | 00779 | C-2174803 |
| 3 PLC ± - | | | RESTRICTED TO | | |
| 4 PLC ± - | | | | | |
| ANGLES ± - | | | | | |
| FINISH ± - | | | | | |
| MATERIAL | | | CUSTOMER DRAWING | | |
| | | | SCALE | SHEET | REV |
| | | | 5:1 | 2 of 5 | D |

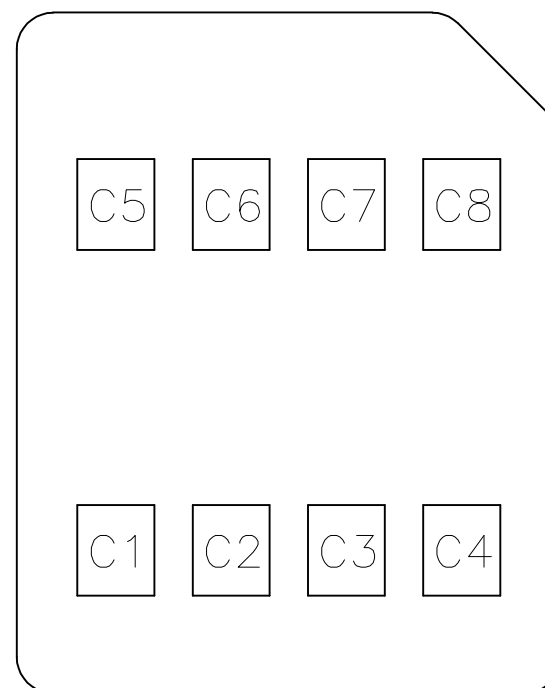
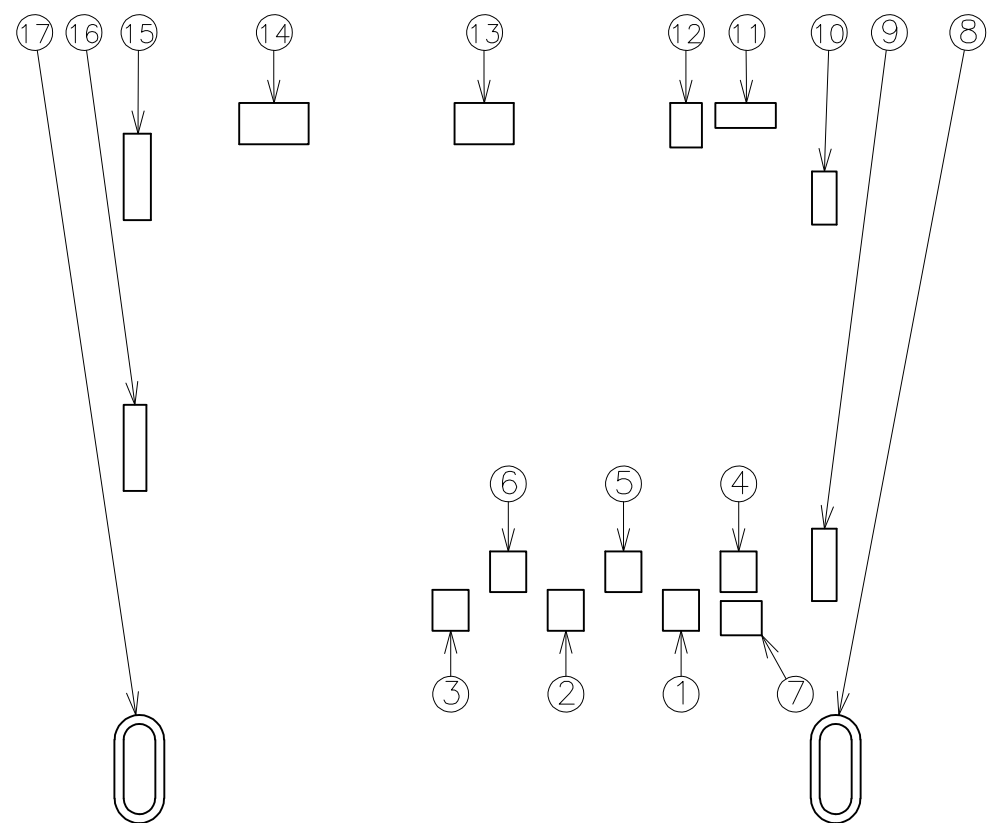
| P | LTR | DESCRIPTION | DATE | DWN | APVD |
|---|-----|-------------|------|-----|------|
| - | - | SEE SHEET 1 | - | - | - |

Connector Pin Assignment

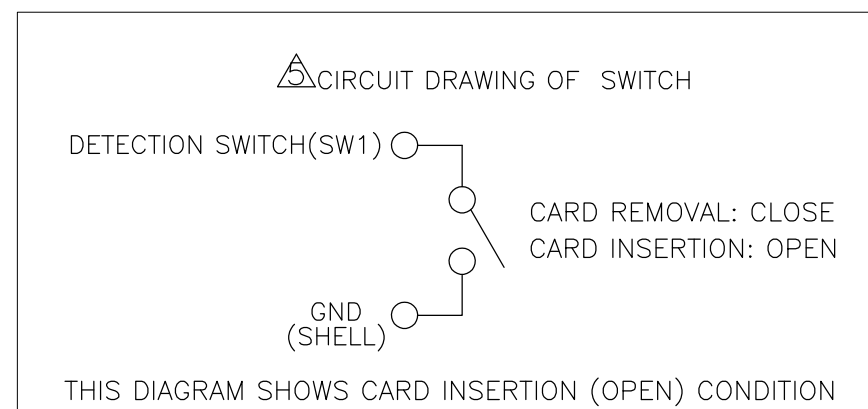
| No. | Pin Name | Description |
|-----|----------|------------------|
| ① | C1 | Vcc of SIM |
| ② | C2 | RST of SIM |
| ③ | C3 | CLK of SIM |
| ④ | C5 | GND of SIM |
| ⑤ | C6 | Vpp of SIM |
| ⑥ | C7 | I/O of SIM |
| ⑦ | SW | Detection Switch |
| ⑧~⑰ | GND | Shell Ground |

SIM Card Pin Assignment

| Pin No. | Name |
|---------|----------|
| C1 | Vcc |
| C2 | RST |
| C3 | CLK |
| C4 | Reserved |
| C5 | GND |
| C6 | Vpp |
| C7 | I/O |
| C8 | Reserved |



SIM CARD PAD LAYOUT



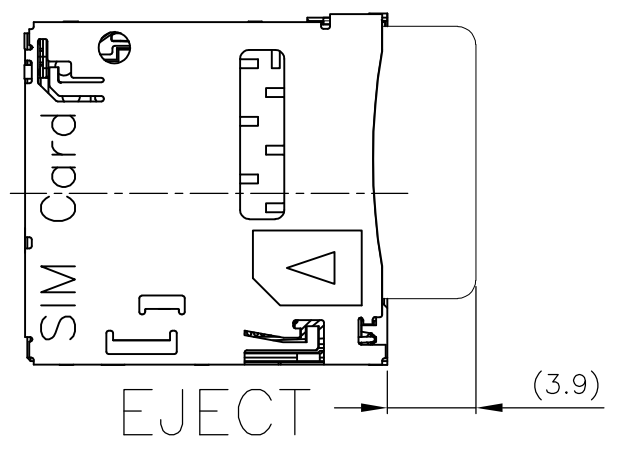
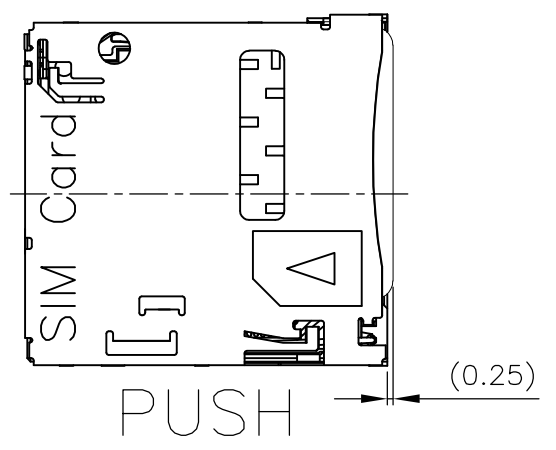
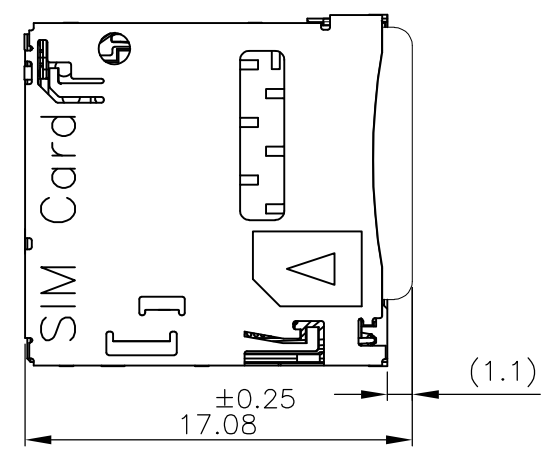
PCB LAYOUT(REFERENCE)
(VIEWED FROM CONNECTOR MOUNT SIDE)

| | | | | | |
|--|--|--|-----------|------------|---------------|
| THIS DRAWING IS A CONTROLLED DOCUMENT. | | DWN | - | | |
| DIMENSIONS: mm | | CHK | - | | |
| TOLERANCES UNLESS OTHERWISE SPECIFIED: | | APVD | - | | |
| 0 PLC ± - | | PRODUCT SPEC | - | | |
| 1 PLC ± - | | APPLICATION SPEC | - | | |
| 2 PLC ± - | | WEIGHT | - | | |
| 3 PLC ± - | | <p>STE TE Connectivity</p> <p>NAME</p> <p>MICRO SIM CONNECTOR PUSH-PUSH DIP TYPE</p> | | | |
| 4 PLC ± - | | SIZE | CAGE CODE | DRAWING NO | RESTRICTED TO |
| ANGLES ± - | | A3 | 00779 | C-2174803 | |
| MATERIAL | | CUSTOMER DRAWING | | SCALE | SHEET |
| FINISH | | | | NTS | 3 OF 5 |
| | | | | REV | D |

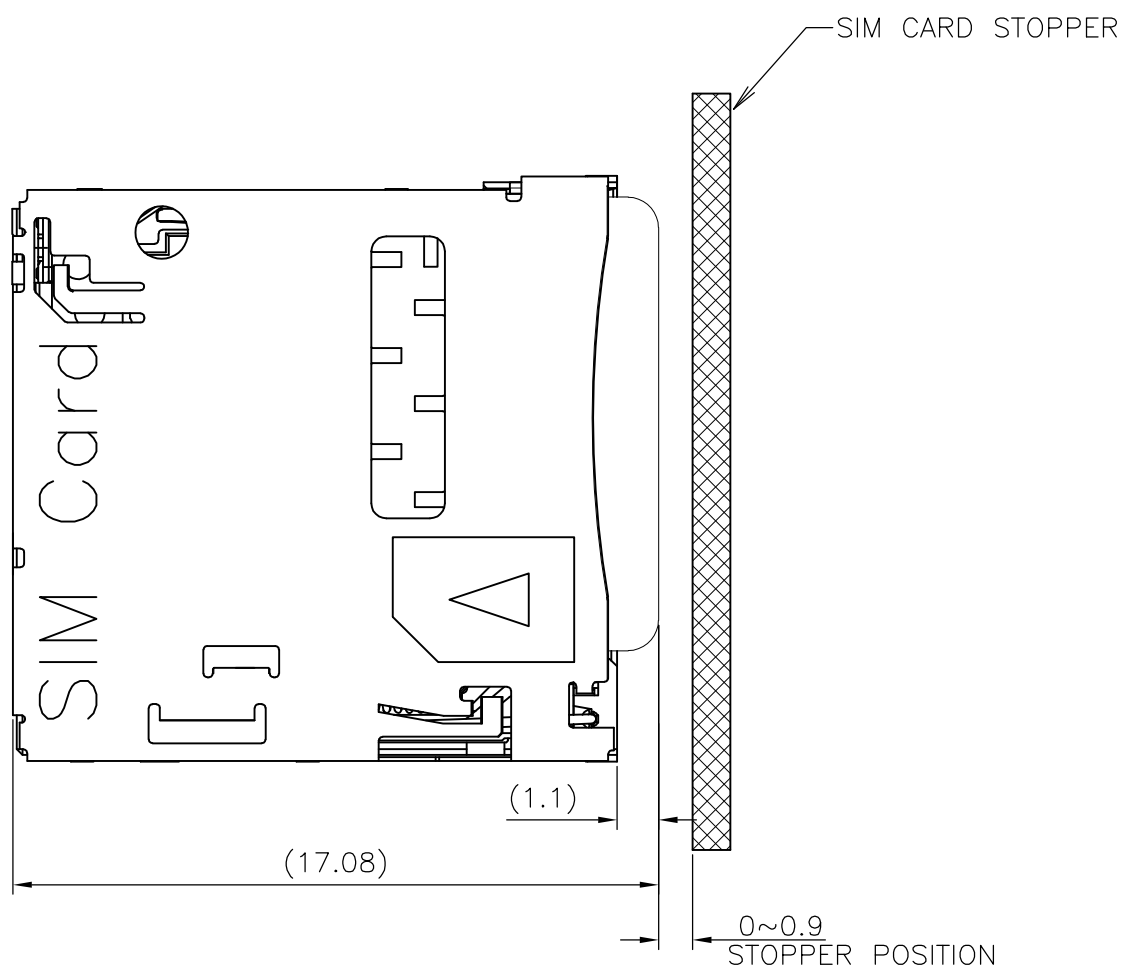
THIS DRAWING IS UNPUBLISHED. RELEASED FOR PUBLICATION JUN , 2011.
 © COPYRIGHT 2011 By Tyco Electronics Japan G.K. ALL RIGHTS RESERVED.

| LOC | DIST | REVISIONS | | | |
|-----|------|-------------|------|-----|------|
| P | LTR | DESCRIPTION | DATE | DWN | APVD |
| J | / | SEE SHEET 1 | - | - | - |

THERE IS NO MICRO SIM CARD LOCK IN THIS CONNECTOR.
 CARD STOPPER AS SHOWN BELOW MUST BE NECESSARY.



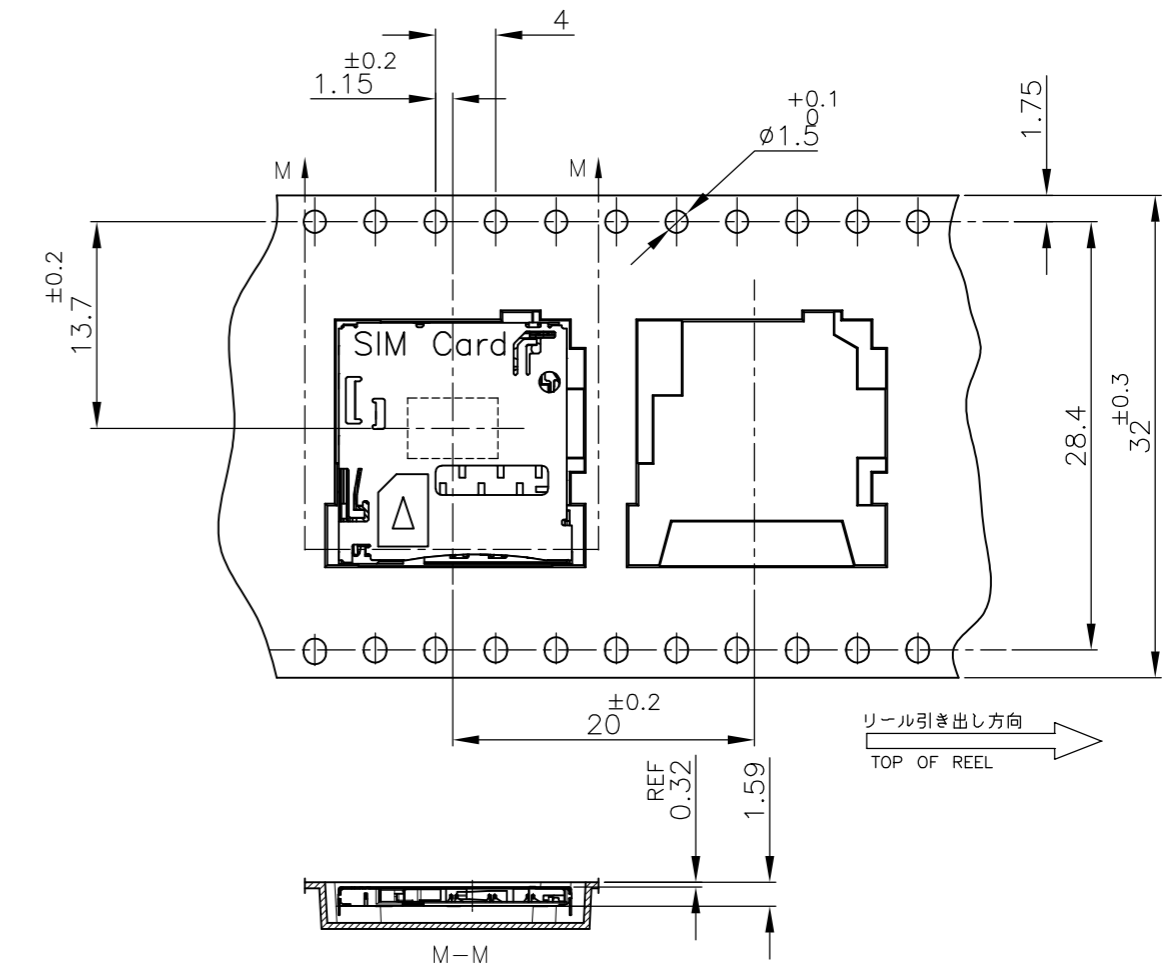
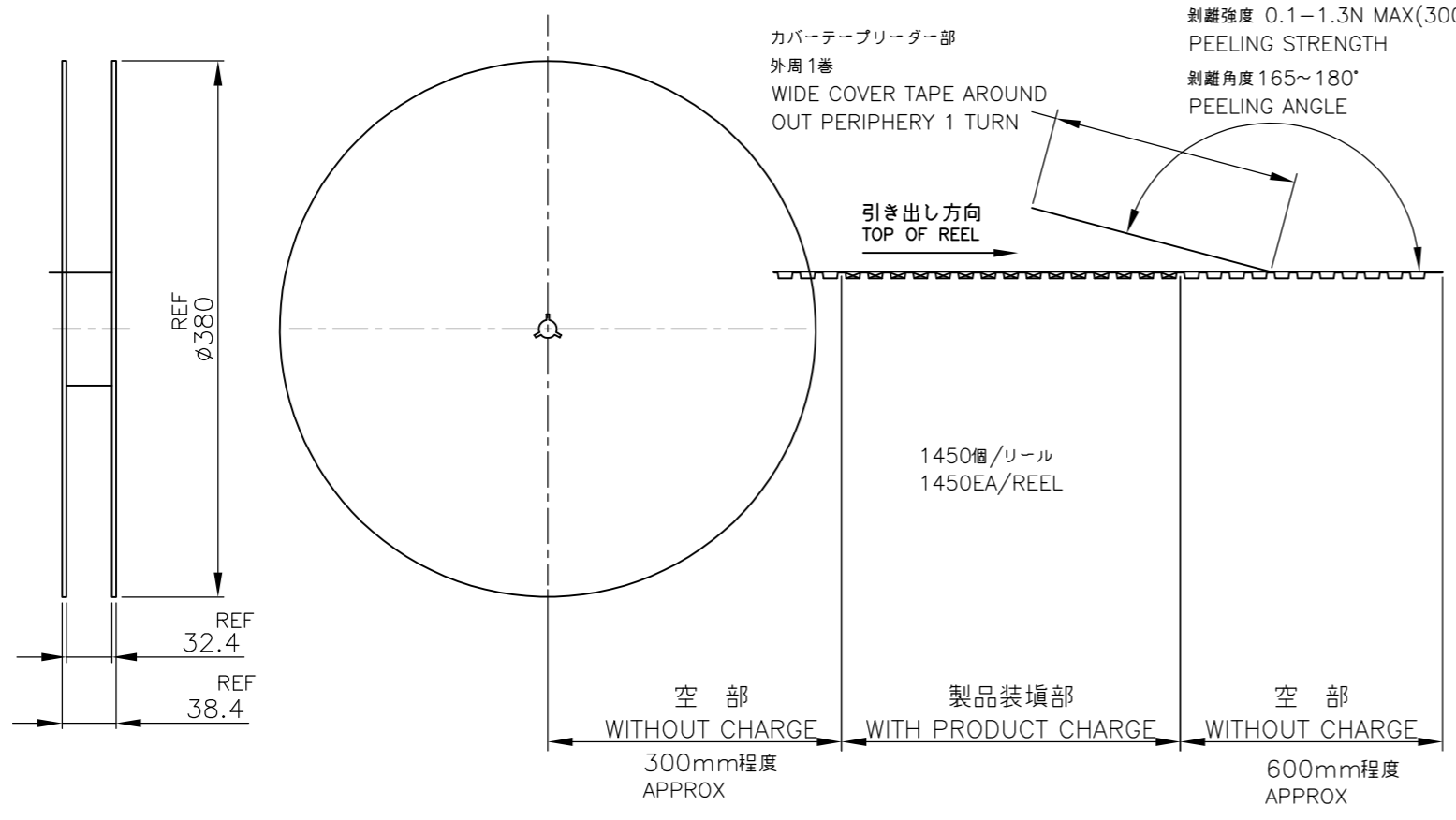
SCALE 3:1



| | | | | | |
|---|--|------------------|---|-----------|------------|
| THIS DRAWING IS A CONTROLLED DOCUMENT. | | DWN | TE Connectivity | | |
| DIMENSIONS: mm | | CHK | | | |
| TOLERANCES UNLESS OTHERWISE SPECIFIED: | | APVD | MICRO SIM CONNECTOR PUSH-PUSH DIP TYPE | | |
| 0 PLC ± - 1 PLC ± - 2 PLC ± - 3 PLC ± - 4 PLC ± - ANGLES ± - FINISH | | PRODUCT SPEC | SIZE | CAGE CODE | DRAWING NO |
| MATERIAL | | APPLICATION SPEC | A3 | 00779 | C-2174803 |
| | | WEIGHT | RESTRICTED TO | | |
| | | CUSTOMER DRAWING | SCALE | SHEET | REV |
| | | | 5:1 | 4 OF 5 | D |

THIS DRAWING IS UNPUBLISHED. RELEASED FOR PUBLICATION JUN ,2011.
 © COPYRIGHT 2011 By Tyco Electronics Japan G.K. ALL RIGHTS RESERVED.

| LOC | DIST | REVISIONS | | | |
|-----|------|-------------|------|-----|------|
| P | LTR | DESCRIPTION | DATE | DWN | APVD |
| | | SEE SHEET 1 | - | - | - |



| | | | | | | |
|--|--|------------------|---|-----------|------------|---------------|
| THIS DRAWING IS A CONTROLLED DOCUMENT. | | DWN | TE Connectivity | | | |
| DIMENSIONS: mm | | CHK | | | | |
| TOLERANCES UNLESS OTHERWISE SPECIFIED: | | APVD | NAME | | | |
| 0 PLC ± - | | PRODUCT SPEC | MICRO SIM CONNECTOR PUSH-PUSH DIP TYPE | | | |
| 1 PLC ± - | | APPLICATION SPEC | | | | |
| 2 PLC ± - | | WEIGHT | SIZE | CAGE CODE | DRAWING NO | RESTRICTED TO |
| 3 PLC ± - | | FINISH | A3 00779 C-2174803 | | | |
| 4 PLC ± - | | CUSTOMER DRAWING | SCALE | SHEET | REV | |
| ANGLES ± - | | | NTS | 5 OF 5 | D | |