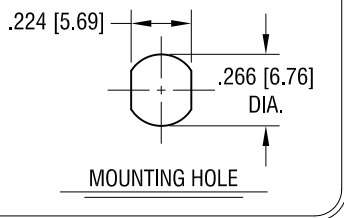
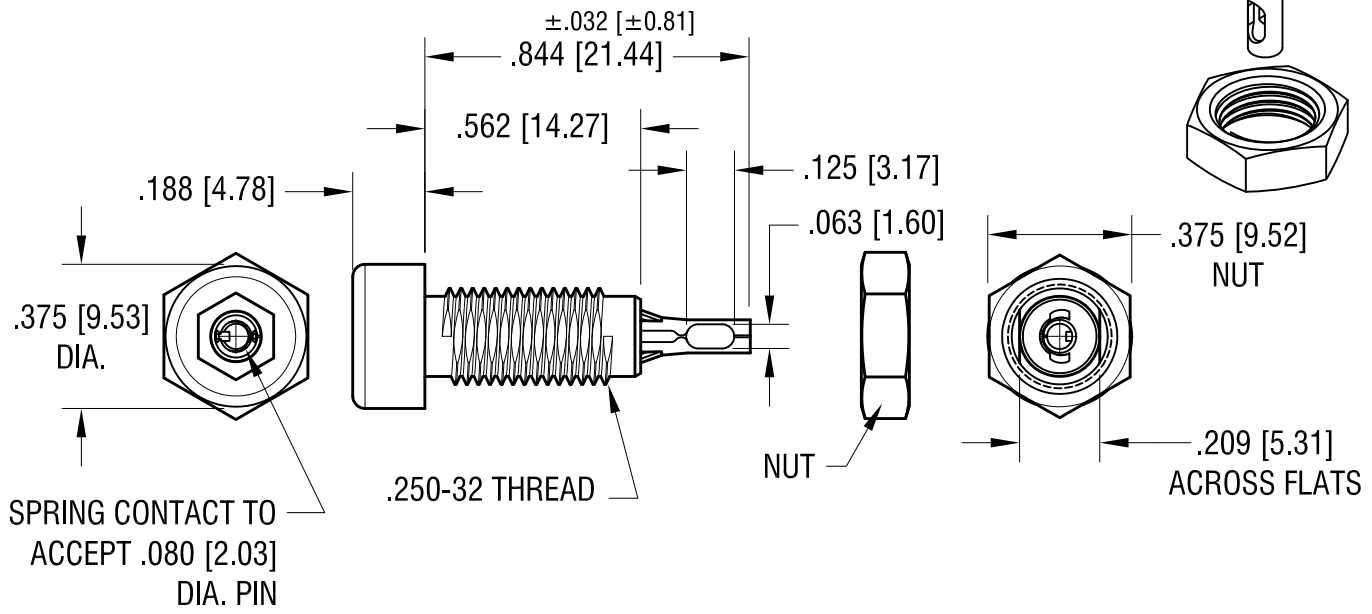



THIS DOCUMENT IS THE PROPERTY OF KEYSTONE ELECTRONICS CORP. AND SHALL NOT BE REPRODUCED, DISTRIBUTED OR USED AS A BASIS FOR MANUFACTURE WITHOUT PRIOR WRITTEN PERMISSION FROM KEYSTONE ELECTRONICS CORP.



RATINGS:
 CURRENT: 10 AMPS
 BREAKDOWN VOLTAGE: 5700 V RMS
 CONTACT RESISTANCE: 0.010 OHMS MAX.
 CONTACT-TO-PANEL C: 2 pF NOMINAL



- NOTES:**
- CONTACT:
 MAT'L - PHOSPHOR BRONZE,
 TIN PLATE.
 BODY:
 MAT'L - NYLON 6/6 PER ASTM D4066
 - NUT: BRASS, NICKEL PLATED,
 SUPPLIED UNASSEMBLED.

PART NO.	COLOR
6018	WHITE
6019	RED
6020	BLACK
6021	GREEN
6022	YELLOW
6023	BLUE

DATE	DESCRIPTION	REV.
4.12.12	CHANGE AS PER ECN 12-045	D
2.18.11	CHANGE AS PER ECN 11.018	C
4.23.10	CHANGE AS PER ECN 10-030	B
2.5.03	CHANGE AS PER ECN 03-010	A

KEYSTONE ELECTRONICS CORP.
 www.keyelco.com • ASTORIA, N.Y. 11105-2017 • Tel (718) 956-8900

PART NAME: INSULATED TIP JACK

MATERIAL: AS NOTED

FINISH: AS NOTED

DRN BY: BOONE DATE: 12.10.82

APP'D: LN SCALE: 2X

TOLERANCES INCH [MM]
 DECIMAL ±.010 [±0.25]
 ANGULAR ± 1°
 UNLESS OTHERWISE SPECIFIED

CODE: C

DWG NO.: 6018-6023