


## Non-Isolated DC/DC Converter (POL)

## TSR 0.6WI Series, 0.6 A

- **Ultra wide 8:1 input voltage range: 9-72 VDC**
- **Covers a majority of standard bus- and battery voltages**
- **Up to 94% efficiency - No heatsink required**
- **Pin compatible with LMxx linear regulators (SIP-3)**
- **Operating temperature range -40 to +85°C**
- **Low standby current**
- **Excellent line/load regulation**
- **Protection against short circuit, overvoltage and overtemperature**
- **3-year product warranty**



The TSR 0.6WI is a non-isolated POL converter series with an ultra wide 8:1 input voltage range which comes in a standard SIP-3 package. Covering the majority of standard bus- and battery voltages this POL converter is a versatile solution for many applications in distributed power systems where different input voltages have to be handled. Being able to use the same converter in many different situations effectively reduces the bill of material (BOM) of a given application. A high efficiency of up to 94% allows for an operating temperature range of -40 to +85°C (up to 80°C without derating) and makes them excellent drop-in replacements for less efficient LMxx linear regulators. With 0.6A max. output current and standard features such as low standby current, precise regulation and protection against short circuit, overvoltage and overload the TSR 0.6WI is suitable for many battery and distributed power applications.

### Models

Order Code	Output Current max.	Input Voltage Range	Output Voltage nom.	Efficiency typ.
TSR 0.6-4833WI	600 mA	9 - 72 VDC (48 VDC nom.)	3.3 VDC	85 % (at 24 Vin)
TSR 0.6-4850WI			5 VDC	89 % (at 24 Vin)
TSR 0.6-4865WI			6.5 VDC	91 % (at 24 Vin)
TSR 0.6-4890WI			9 VDC	92 % (at 24 Vin)
TSR 0.6-48120WI			12 VDC	93 % (at 24 Vin)
TSR 0.6-48150WI	400 mA	33 - 72 VDC (48 VDC nom.)	15 VDC	94 % (at 24 Vin)
TSR 0.6-48240WI			24 VDC	94 % (at 48 Vin)

### Options

<b>on demand</b> (backorder with MOQ non stocking item)	- Horizontal mounting (see outline dimensions)
--	--

### Input Specifications

Input Current	- At no load	<b>3 mA typ.</b>
Recommended Input Fuse		3.3 Vout models: <b>800 mA</b> (slow blow) 5 Vout models: <b>800 mA</b> (slow blow) 6.5 Vout models: <b>1'000 mA</b> (slow blow) 9 Vout models: <b>1'000 mA</b> (slow blow) 12 Vout models: <b>1'000 mA</b> (slow blow) 15 Vout models: <b>1'000 mA</b> (slow blow) 24 Vout models: <b>800 mA</b> (slow blow)
Input Filter	See application note: <a href="http://www.tracopower.com/overview/tsr0-6wi">www.tracopower.com/overview/tsr0-6wi</a> (Recommended external input filter proposal)	

### Output Specifications

Voltage Set Accuracy		<b>±2.5% max.</b>
Regulation	- Input Variation (Vmin - Vmax) - Load Variation (10 - 100%)	<b>0.9% max.</b> <b>0.6% max.</b>
Ripple and Noise (20 MHz Bandwidth)		3.3 Vout models: <b>50 mVp-p typ.</b> 5 Vout models: <b>50 mVp-p typ.</b> 6.5 Vout models: <b>50 mVp-p typ.</b> 9 Vout models: <b>50 mVp-p typ.</b> 12 Vout models: <b>50 mVp-p typ.</b> 15 Vout models: <b>50 mVp-p typ.</b> 24 Vout models: <b>75 mVp-p typ.</b>
Capacitive Load		<b>100 µF max.</b>
Minimum Load		<b>Not required</b>
Temperature Coefficient		<b>±0.02 %/K max.</b>
Start-up Time		<b>50 ms typ.</b> (24 Vout model) <b>25 ms typ.</b> (other models)
Short Circuit Protection		<b>Continuous, Automatic recovery</b>
Output Current Limitation		<b>200% typ. of Iout max.</b>
Transient Response	- Peak Variation - Response Time	<b>90 mV typ. / 180 mV max.</b> (50% Load Step) <b>200 µs typ. / 250 µs max.</b> (50% Load Step)

### General Specifications

Relative Humidity		<b>95% max.</b> (non condensing)
Temperature Ranges	- Operating Temperature - Case Temperature - Storage Temperature	<b>-40°C to +85°C</b> <b>+105°C max.</b> <b>-55°C to +125°C</b>
Power Derating	- High Temperature	<b>3.57 %/K above 77°C</b>
Over Temperature Protection Switch Off	- Protection Mode - Measurement Point	<b>165°C typ.</b> (Automatic recovery) <b>Internal IC temperature</b>
Cooling System		<b>Natural convection</b> (20 LFM)
Switching Frequency		<b>117 - 243 kHz</b> (PWM) (3.3 Vout model) <b>130 - 270 kHz</b> (PWM) (5 Vout model) <b>163 - 338 kHz</b> (PWM) (6.5 Vout model) <b>195 - 405 kHz</b> (PWM) (9 Vout model) <b>247 - 513 kHz</b> (PWM) (12 Vout model) <b>293 - 608 kHz</b> (PWM) (15 Vout model) <b>416 - 864 kHz</b> (PWM) (24 Vout model)
Insulation System		<b>Non-isolated</b>
Reliability	- Calculated MTBF	<b>18'160'000 h</b> (MIL-HDBK-217F, ground benign)
Environment	- Vibration - Mechanical Shock - Thermal Shock	<b>MIL-STD-810F</b> <b>MIL-STD-810F</b> <b>MIL-STD-810F</b>
Housing Material		<b>Non-conductive Plastic</b>

All specifications valid at nominal voltage, full load and +25°C after warm-up time unless otherwise stated.

Potting Material	Epoxy (UL 94 V-0 rated)
Connection Type	THD (Through-Hole Device)
Weight	3 g
Environmental Compliance	- Reach - RoHS
	<a href="http://www.tracopower.com/info/reach-declaration.pdf">www.tracopower.com/info/reach-declaration.pdf</a> <a href="http://www.tracopower.com/info/rohs-declaration.pdf">www.tracopower.com/info/rohs-declaration.pdf</a>

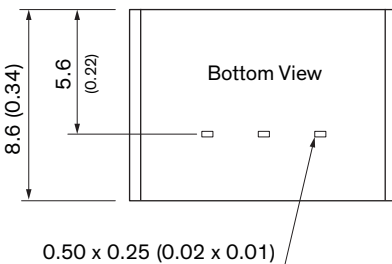
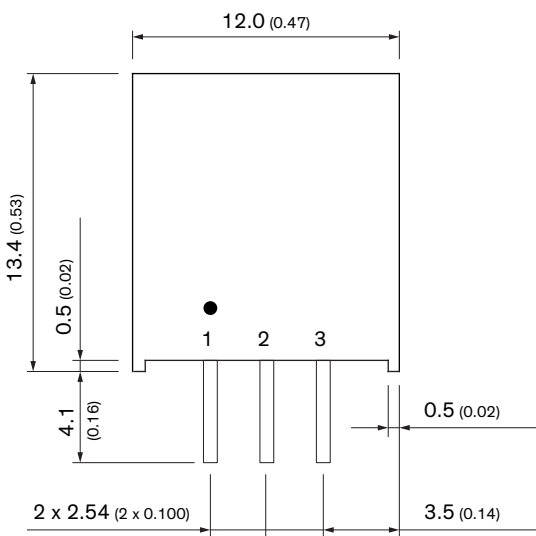
### Supporting Documents

Overview Link (for additional Documents)

[www.tracopower.com/overview/tsr0-6wi](http://www.tracopower.com/overview/tsr0-6wi)

### Outline Dimensions

#### Standard: Vertical mounting

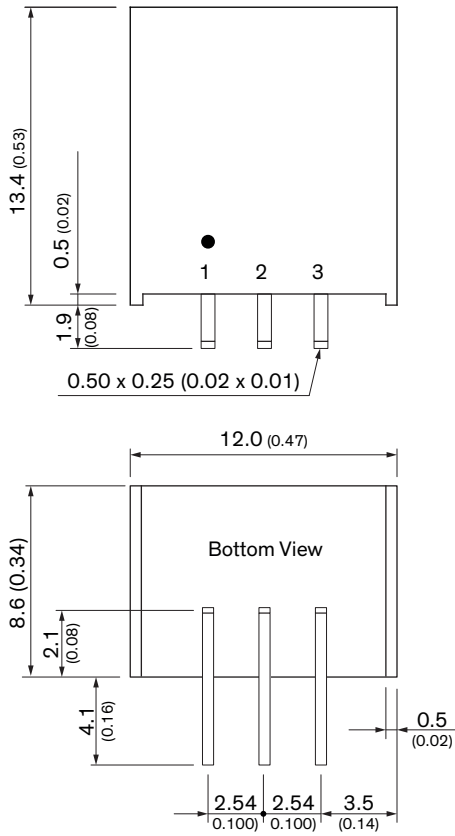


Dimensions in mm (inch)  
 Tolerances: x.xx ±0.5 (±0.02)  
 Tolerances: x.xxx ±0.25 (±0.01)  
 Pin dimension tolerances: ±0.10 (±0.04)

Pinout	
Pin	Function
1	+Vin
2	GND
3	+Vout

All specifications valid at nominal voltage, full load and +25°C after warm-up time unless otherwise stated.

### Optional: Horizontal mounting



Dimensions in mm (inch)  
 Tolerances: x.xx ±0.5 (±0.02)  
 Tolerances: x.xxx ±0.25 (±0.01)  
 Pin dimension tolerances: ±0.10 (±0.04)

Pinout	
Pin	Function
1	+Vin
2	GND
3	+Vout