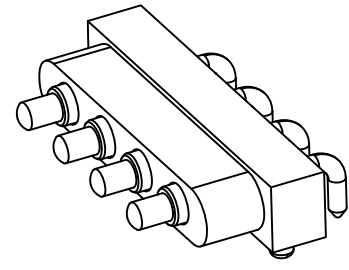
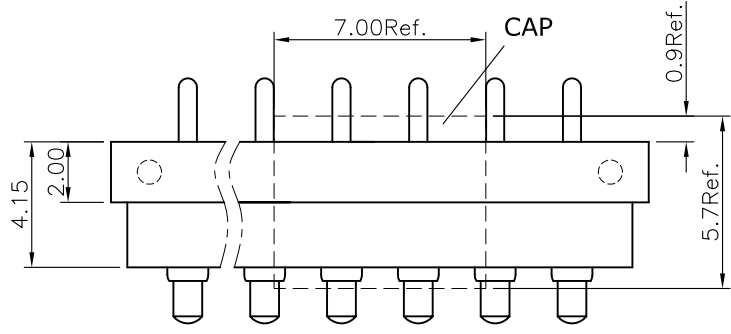
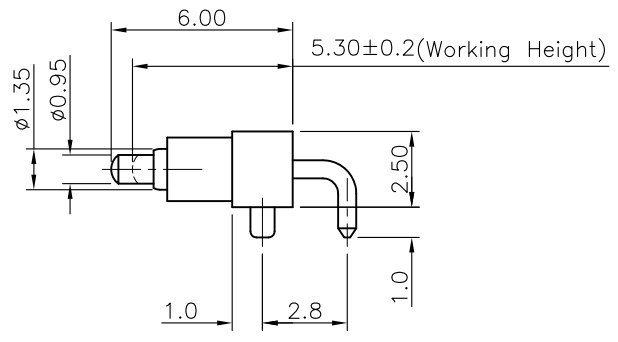
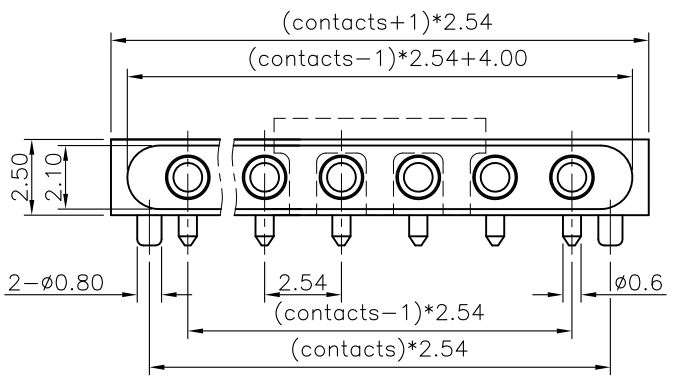


REV.	DESCRIPTION	DRAWN	DATE
1	INITIAL RELEASE	TIM	2020/06/03



Notes:

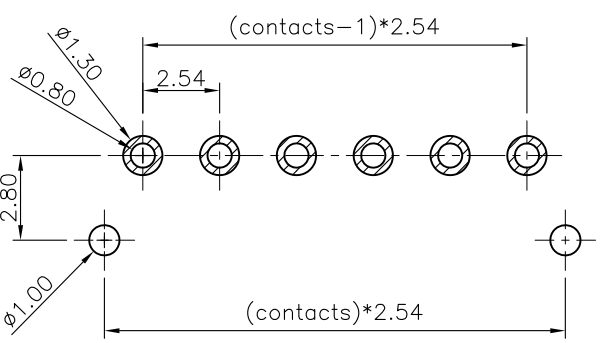
1. ELECTRICAL
 - 1.1 Current Rating: 2A
 - 1.2 Voltage Rating: 30V
 - 1.3 Contact Resistance: 50mΩ Max. at working height
2. MECHANICAL
 - 2.1 Spring Force: 45g±15g at working height
 - 2.2 Durability: 10,000 cycles
3. To avoid arcing issue, the adaptor start to power supply after connector mated fully
4. Based on the Engineer drawing, shall not exceed on the working height the maximum allowed compress
5. To ensure the best usage, please operate it based supply after connector mated fully



How to order:

303B-411806-254-XX
1

- 1 pin count: xx= 04~10
(Please contact with sales for the pins count available)



Recommended Layout
General Tolerance: ± 0.05mm

5	CAP	Thermoplastic, Black									
4	SPRING	Stainless steel									
3	BARREL	Brass, gold plating under nickel over all									
2	PISTON	Copper alloy, 10u" gold plating on contact area, gold plating under nickel over all									
1	HOUSING	Thermoplastic, UL94V-0, Black									
NO.	PART NAME	DESCRIPTION									
UNLESS OTHERWISE SPECIFIED TOLERANCE											
UNIT:	DECIMAL	LINEAR	ANGLES								
mm	X.	±0.50	±5°								
	X.X	±0.25	±3°								
	X.XX	±0.12	±1°								
DRAWN		Tim	2020/06/03	DRAWN NAME:	Pogo Pin, R/A, XX Pin, 2.54P, 10u" 2.5H, Dip, CAP						
CHECKED		Fros	2020/06/03	PRODUCT NO.		303B-411806-254-XX					
APPROVED		Ken	2020/06/03	SCALE	4/1	SHEET	1/1	SIZE	A4	FILE NAME	303B-411806-254-XX_B_1



www.attend.com.tw