




Modular Terminal Blocks with Fixing Flange 2.5 mm² / AWG 12, Series 264







Test plug modules see page 10.15	0.08 – 2.5 mm² 800 V/8 kV/3 ① 24 A	AWG 28 – 12 600 V, 20 A	0.08 – 2.5 mm² 800 V/8 kV/3 ① 24 A	AWG 28 – 12 600 V, 20 A
	Term. bl. width 6 (10) mm / 0.236 (0.394) in  8 – 9 mm / 0.33 in			
<small>* VDE CCA IEC N S D CE GL BV LR NV</small>		<small>* VDE IEC CCA IEC S D CE GL BV LR NV</small>		

- ① 800 V = rated voltage
8 kV = rated surge voltage
3 = pollution degree
(see also section 15)
- ② Please find all marking related item nos. in section 14.
Direct printing of fully assembled terminal strips upon request
- ③ Suitable for Ex i applications
- ⊕ Suitable for Ex e II applications
0.5 – 2.5 mm² AWG 20 – 12
750 V, 23 A
(see also section 13)



Description	Color	Item No.	Pack.-unit pcs	Color	Item No.	Pack.-unit pcs
Center terminal blocks , used between end terminal block and end plate with fixing flanges.  (see also application notes)	2-conductor center terminal blocks			2-conductor end term. blocks with fixing flange		
	6 mm / 0.236 in wide			6 mm / 0.236 in wide		
	grey	264-321	100	grey	264-301	100
	blue	264-324	100	blue	264-304	100
	orange	264-326	100	orange	264-306	100
	green-yellow	264-327	100	green-yellow	264-307	100
	light grey ⊕	264-131	100	light grey ⊕	264-130	100
End terminal blocks with fixing flange , for screw fixing or similar methods, fixing hole diameter 3.2 mm.  (see also application notes)	4-conductor center terminal blocks			4-conductor end term. blocks with fixing flange		
	10 mm / 0.394 in wide			10 mm / 0.394 in wide		
	grey	264-351	100	grey	264-331	100
	blue	264-354	100	blue	264-334	100
	orange	264-356	100	orange	264-336	100
	green-yellow	264-357	100	green-yellow	264-337	100
	light grey ⊕	264-231	100	light grey ⊕	264-230	100

Accessories for modular terminal blocks and terminal strips Appropriate marking system Mini-WSB (see section 14)

	End plate with fixing flange	grey	264-361	25	grey	264-361	25
		orange	264-364	25	orange	264-364	25
	4 mm / 0.157 in thick	light grey	264-363	25	light grey	264-363	25
	Comb type jumper bar , 2-way, insulated	I _N 16 A			I _N 16 A		
		grey	264-402	200 (8 x 25)	grey	264-402	200 (8 x 25)
	Alternate comb type jumper bar , insulated,	2-way			2-way		
	I _N = I _N of terminal block	for 4-cond. term. bl.	280-492	200 (8 x 25)	for 4-cond. term. bl.	280-492	200 (8 x 25)
	Operating tool , insulated	for 2-cond. term. bl.	281-492	100 (4 x 25)	for 2-cond. term. bl.	281-492	100 (4 x 25)
		2-way	280-432	1	2-way	280-432	1
	Miniature WSB Quick marker card , 10 strips with 10 markers each, white with black printing	for 2-cond. term. bl.	248-5 . . ②	5 cards	for 2-cond. term. bl.	248-5 . . ②	5 cards
		for 4-cond. term. bl.	264-9 . . ②	5 cards	for 4-cond. term. bl.	264-9 . . ②	5 cards
	T marker tag , 6 characters per marker, 30 markers per tag	from 5 mm / 0.197 in to 6 mm / 0.236 in			from 5 mm / 0.197 in to 6 mm / 0.236 in		
		plain	209-290	50	plain	209-290	50
		Pre-printed markers on request			Pre-printed markers on request		

Application notes (Dimensions see page 10.14)

Complete terminal strips assembly with fixing flanges, consisting of:

End plate with fixing flange

Center terminal blocks

End terminal block with fixing flange



* For further approvals with corresponding ratings see section 15.