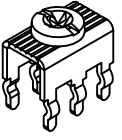
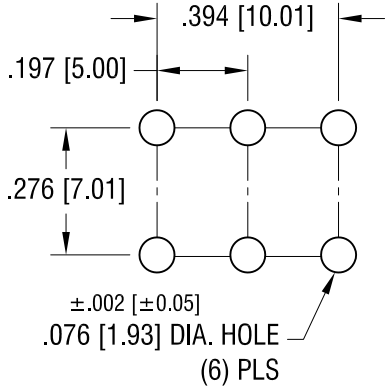


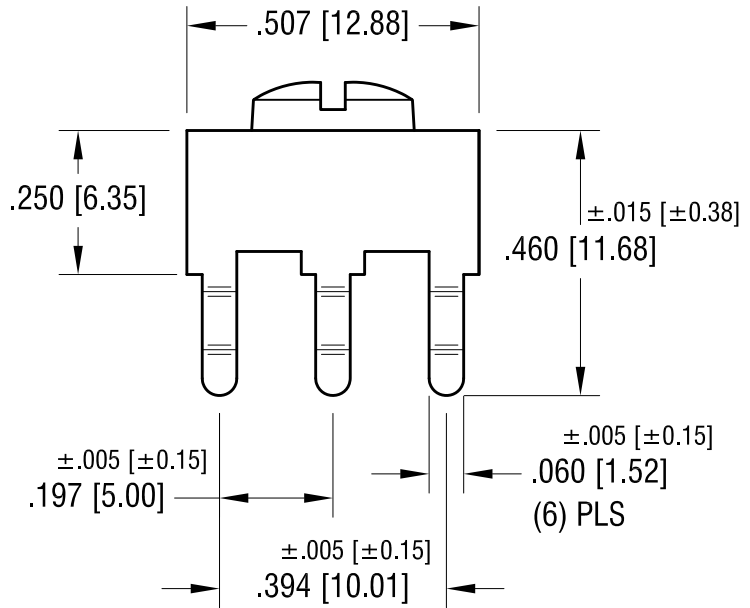
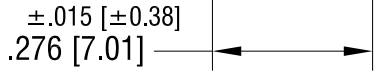
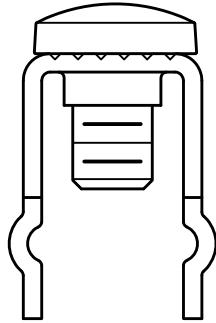
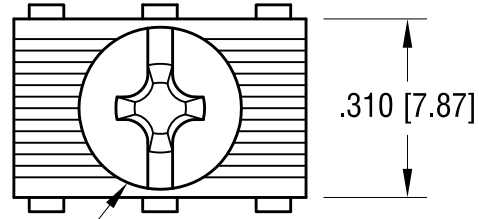
THIS DOCUMENT IS THE PROPERTY OF KEYSTONE ELECTRONICS CORP. AND SHALL NOT BE REPRODUCED, DISTRIBUTED OR USED AS A BASIS FOR MANUFACTURE WITHOUT PRIOR WRITTEN PERMISSION FROM KEYSTONE ELECTRONICS CORP.



**MOUNTING DETAIL**



6-32 x 1/4 L.  
CAPTIVATED SCREW



**PC SCREW TERMINAL WITH COLORED SCREW HEAD**

PART NO.	HEAD COLOR	PART NO.	HEAD COLOR
8199-2	RED	8199-5	BLUE
8199-3	BLACK	8199-6	GREEN
8199-4	WHITE	8199-7	YELLOW

**NOTES:**

1. TERMINAL:

MAT'L - .032 [0.81] TH'K BRASS, MATTE TIN PLATE

SCREW:

MAT'L - BRASS, NICKEL PLATE

**KEYSTONE ELECTRONICS CORP.**

www.keyelco.com • ASTORIA, N.Y. 11105-2017 • Tel (718) 956-8900

PART NAME

PC SCREW TERM. W/ COLORED SCREW HEAD

MATERIAL

AS NOTED

FINISH

AS NOTED

DRN BY

BOONE

DATE

10.1.03

APP'D

LN

SCALE

3X

TOLERANCES

INCH [MM]

DECIMAL

± .010 [± 0.25]

ANGULAR

± 1°

UNLESS OTHERWISE SPECIFIED

CODE

C

DWG NO.

8199-2 - 8199-7

DATE	DESCRIPTION	REV.
7.15.09	CHANGE AS PER ECN 09-105	B
1.7.08	CHANGE AS PER ECN 08-038	A