

Number of contacts

6-64



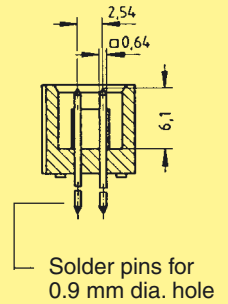
Low-profile male header, straight solder pins

Identification No. of contacts Part No. Drawing Dimensions in mm

Male header with straight solder pins
Length: 2.9 mm

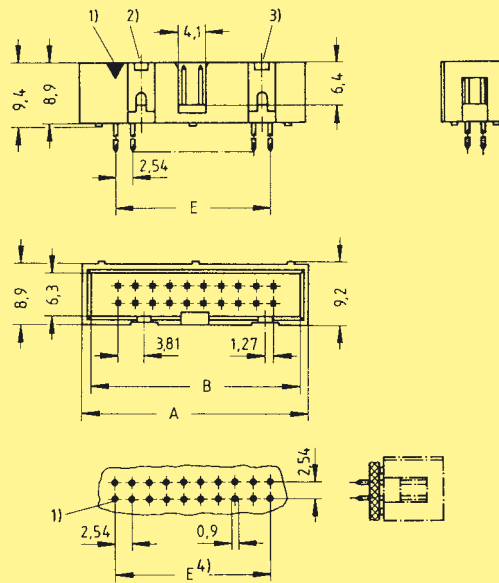
6	09 18 506	324
10	09 18 510	324
14	09 18 514	324
16	09 18 516	324
20	09 18 520	324
26	09 18 526	324
34	09 18 534	324
40	09 18 540	324
50	09 18 550	324
60	09 18 560	324
64	09 18 564	324

No. of contacts	A	B	E
6	15.2	12.78	2.54 x 2 = 5.08
10	20.3	17.86	2.54 x 4 = 10.16
14	25.4	22.94	2.54 x 6 = 15.24
16	27.9	25.48	2.54 x 7 = 17.78
20	33.0	30.56	2.54 x 9 = 22.86
26	40.6	38.18	2.54 x 12 = 30.48
34	50.8	48.34	2.54 x 16 = 40.64
40	58.4	55.96	2.54 x 19 = 48.26
50	71.3	68.66	2.54 x 24 = 60.96
60	84.0	81.36	2.54 x 29 = 73.66
64	89.1	86.44	2.54 x 31 = 78.74



Male header with straight solder pins
Length: 4.5 mm

6	09 18 506	322*
10	09 18 510	322*
14	09 18 514	322*
16	09 18 516	322*
20	09 18 520	322*
26	09 18 526	322*
34	09 18 534	322*
40	09 18 540	322*
50	09 18 550	322*
60	09 18 560	322*
64	09 18 564	322*



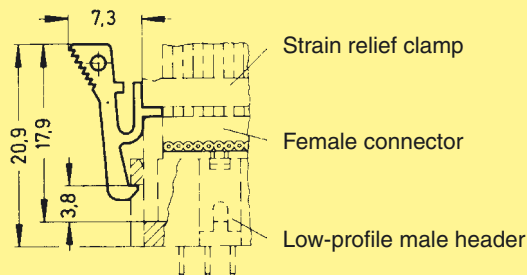
For performance level 3 please specify digit **7**
For performance level 2 please specify digit **6**
> 0.76 µm Au (30 µinch) on request **5***

Identification No. of contacts Part No. Drawing Dimensions in mm

Locking lever for female connector with strain relief
in conjunction with low-profile male header

When the security of latching is required and space is a premium, these locking levers can be fitted onto the strain relief of the HARTING female connector.

09 18 000 9905⁵⁾



* Not normally kept in stock
⁵⁾ Order 2 per female connector

¹⁾ Contact number 1
²⁾ No polarization slot for 6, 10 or 14 way male header
³⁾ No polarization slot for 6 way male header
⁴⁾ Pitch tolerance: ± 0.1