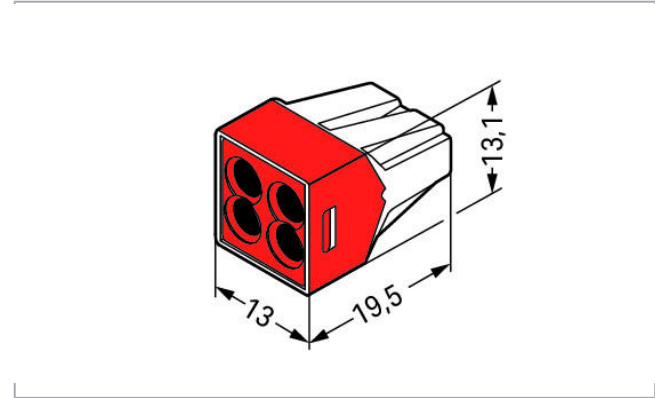


Data sheet | Item number: 773-604

PUSH WIRE® connector for junction boxes; for solid conductors; max. 4 mm²; 4-conductor; Brown clear housing; red cover; Surrounding air temperature: max 60°C; 2,50 mm²; multicoloured

www.wago.com/773-604



Item description

Note:

Terminating Aluminum Conductors

WAGO spring clamp terminal blocks are suitable for solid aluminum conductors up to 4 mm²/12 AWG if WAGO "Alu-Plus" Contact Paste is used for termination.

"Alu-Plus" Contact Paste Advantages:

- Automatically destroys the oxide film during clamping.
- Prevents fresh oxidation at the clamping point.
- Prevents electrolytic corrosion between aluminum and copper conductors (in the same terminal block).
- Provides long-term protection against corrosion.

For spring clamp connections with PUSH WIRE® connection technology, **WAGO recommends that the aluminum conductor first be cleaned** and then immediately inserted into the clamping unit filled with "Alu-Plus" contact paste.

It is also possible to apply WAGO "Alu-Plus" **additionally** on the whole surface of the aluminum conductor before termination.

Subject to changes. Please also observe the further product documentation!

WAGO Kontakttechnik GmbH & Co. KG
Hansastr. 27
32423 Minden
Phone: +49571 887-0 | Fax: +49571 887-169
Email: info.de@wago.com | Web: www.wago.com

Do you have any questions about our products?
We are always happy to take your call at +49 (571) 887-44222.



Please note that the nominal currents must be adapted to the reduced conductivity of the aluminum conductors::

2.5 mm² = 16 A

4 mm² = 22 A

Data

Electrical data

Ratings per IEC/EN

Ratings per	IEC/EN 60664-1
Nominal voltage (II/2)	400 V
Rated surge voltage (II/2)	4 kV
Rated current	32 A
Legend (ratings)	(II / 2) ≙ Overvoltage category II / Pollution degree 2

Connection data

Connection technology	PUSH WIRE®
Actuation type	Push-in
Connectable conductor materials	Copper Aluminum
Strip length	12 mm / 0.47 inch
Total number of connection points	6
Total number of potentials	1
Wiring type	Side-entry wiring

Physical data

Width	13 mm / 0.512 inch
Height	13.1 mm / 0.516 inch
Depth	19.5 mm / 0.768 inch

Material data

Color	multicoloured
Cover color	red
Flammability class per UL94	V2
Fire load	0.019 MJ
Weight	2.4 g

Subject to changes. Please also observe the further product documentation!

Environmental requirements


Surrounding air temperature (operation)	60 °C
Continuous operating temperature	105 °C

Commercial data


Product Group	7 (Push Wire Conn.)
Packaging type	BOX
Country of origin	CN
GTIN	4055143243681
Customs tariff number	85369010000

Approvals / Certificates

Ship Approvals


Logo	Approval	Additional Approval Text	Certificate name
	ABS American Bureau of Shipping	-	18- HG1755093- PDA

UL-Approvals

Logo	Approval	Additional Approval Text	Certificate name
	UL UL International Germany GmbH	EN 60998	D-03479- A1

Compatible products

Mounting adapter

	Item no.: 773-332 Mounting carrier; 773 Series - 2.5 mm ² / 4 mm ² / 6 mm ² ; for DIN-35 rail mounting/screw mounting; orange	www.wago.com/773-332
--	---	--

General accessories

	Item no.: 249-130 Syringe; Contents: 20 ml Alu-Plus contact paste	www.wago.com/249-130
--	---	--

Subject to changes. Please also observe the further product documentation!

Downloads Documentation

Bid Text

773-604 X81 - Datei	19. 2. 2019	xml 3.4 kB	Download
------------------------	-------------	---------------	----------

773-604 doc - Datei	17. 5. 2017	doc 25.6 kB	Download
------------------------	-------------	----------------	----------

Additional Information

Technical explanations	3. 4. 2019	pdf 2.2 MB	Download
------------------------	------------	---------------	----------

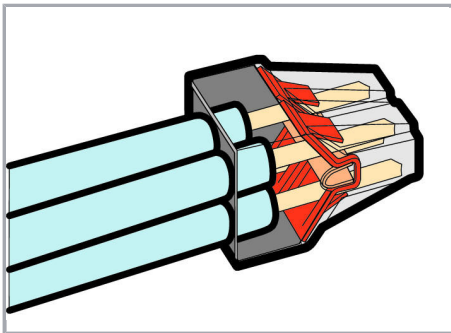
Environmental Product Compliance

Compliance Search


Environmental Product Compliance 773-604 PUSH WIRE® connector for junction boxes; for solid conductors; max. 4 mm ² ; 4-conductor; Brown clear housing; red cover; Surrounding air temperature: max 60°C; 2,50 mm ² ; multicoloured	URL	Download
--	-----	----------

Installation Notes


Conductor termination



PUSH WIRE® connector for junction boxes, 773 Series




Strip a solid conductor to 12 mm (0.47 inch).




Termination: Insert the stripped solid conductor until it hits the backstop.

Subject to changes. Please also observe the further product documentation!



Removal: Hold conductor to be removed and twist alternately left and right while pulling the connector.

Testing



Testing via test port opposite to conductor entry.

Subject to changes. Please also observe the further product documentation!