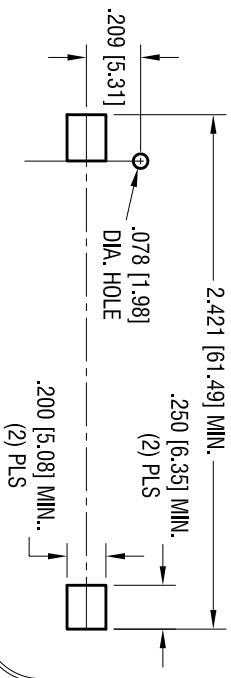


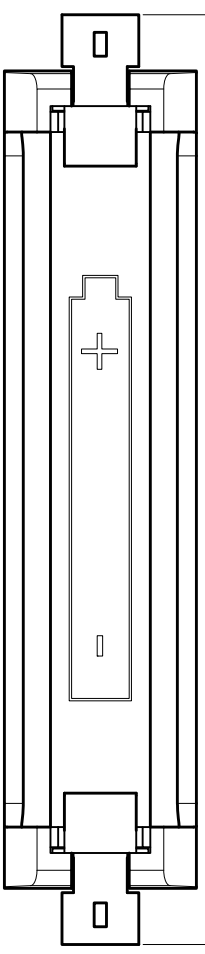
MOUNTING PAD LAYOUT



DATE	DESCRIPTION	REV.
2.17.10	CHANGE AS PER ECN 10-014	A

2.421 [61.49] REF.

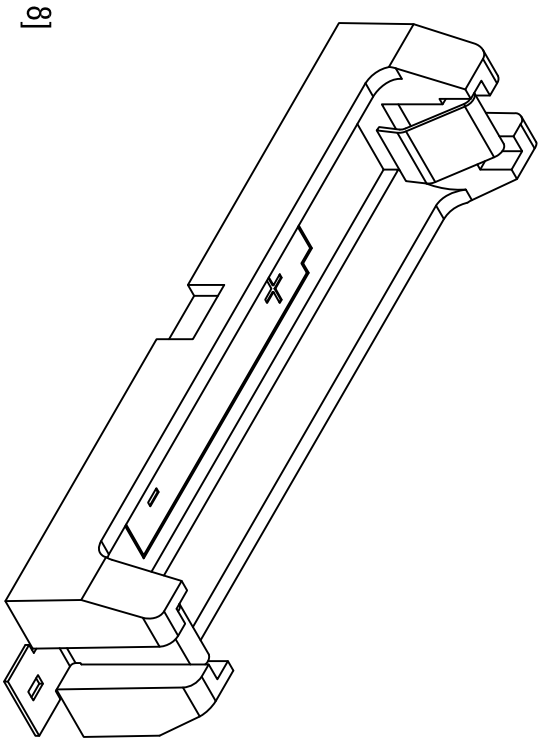
2.140 MAX.



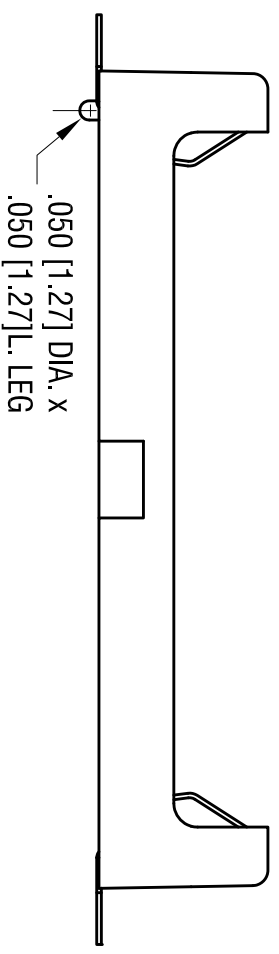
±.005 [±0.15]  
.200 [5.08]  
(2) PLS

.500 [12.70]

.440 [11.18]



1.810 [45.97]



NOTE:

1. BASE:  
MAT'L: HEAT RESISTANCE NYLON  
STANLYL 46 OR EQUIVALENT
2. CONTACT:  
MAT'L: .012 [0.30] THK PHOSPHOR BRONZE  
FINISH: GOLD FLASH, OVER NICKEL PLATE.

**KEYSTONE ELECTRONICS CORP.**

www.keystec.com • ASTORIA, N.Y. 11105-2017 • Tel (718) 956-8900

PART NAME

SM BATTERY HOLDER, AAA

MATERIAL

AS NOTED

FINISH

AS NOTED

TOLERANCES	INCH	[MM]	CODE	DRN BY	DATE
DECIMAL	± .010	[± 0.25 ]	C	NT	12.08.09
ANGULAR	± 1°			LN	SCALE 2X
				App'D	DWG NO. 1020

THIS DOCUMENT IS THE PROPERTY OF KEYSTONE ELECTRONICS CORP. AND SHALL NOT BE REPRODUCED, DISTRIBUTED OR USED AS A BASIS FOR MANUFACTURE WITHOUT PRIOR WRITTEN PERMISSION FROM KEYSTONE ELECTRONICS CORP.