

SERIES 1810 - SINGLE AND DOUBLE-POLE TOGGLE SWITCHES

TO 10 (4) A 250 V AC



PRODUCT FEATURES

- ◆ Attractive toggle switches
- ◆ 100 million times proven switching principle
- ◆ Long life endurance with 100 000 mechanical switching cycles
- ◆ Excellent actuating characteristic

ON REQUEST




































- ◆ Other colors
- ◆ Other printing variants
- ◆ Other switching functions
- ◆ Other terminal variants
- ◆ Cable assembly

Mechanical life endurance	5E4 (changeover switch with OFF position in center) 10E4
Contact resistance (new condition)	< 100 mOhm (1 A 12 V DC)
Insulation resistance (new condition)	> 100 MOhm (500 V DC)
Proof tracking	250 PTI
Protection type	IP 40
Ambient temperature	terminal side -20 °C ... +100 °C actuating side -20 °C ... +55 °C
Flammability	UL 94 V-2
Glow wire test temperature	850 °C
Material	actuator PA housing PA terminals silver plated
Plug force of the terminals	≤ 80 N
Approval marks	CE / UL / C
Suitable for appliances of protection class II	



SERIES 1810 - SINGLE AND DOUBLE-POLE TOGGLE SWITCHES

T0 10 (4) A 250 V AC

 single-pole	Actuator color / printing	Housing color	10 (4) A 250 V AC 1E4	6 (4) A 250 V AC 5E4	6 (2) A 250 V AC 1E4	4 (2) A 250 V AC 1E4	6 A 250 V AC 1/2 HP	6 A 125 V AC 1/4 HP	6 A 125 - 250 V AC 1/8 HP	6 A 125 V AC 1/10 HP	4 A 250 V AC 1/10 HP	Terminal type	Terminal description	Contact distance in mm	Contact material	Miscellaneous	Stock version
ON / OFF switch (SPST)																	
1811.1102			●	●			●	●					4.8	≥ 3	Ag		
Normally open contact (SPNO)																	
1811.1202						●				●	●		4.8	≥ 3	Ag		
Changeover switch (SPDT)																	
1813.1102			●	●			●	●					4.8	≥ 3	Ag		
Changeover switch with OFF position in the center (SPDT - Center OFF)																	
1818.1102					●				●				4.8	< 3	Ag		●
1818.1202					●				●				4.8	< 3	Ag	momentary function one side	●
1818.1302					●				●				4.8	< 3	Ag	momentary function one side	
1818.2302					●				●				< 3	Ag	momentary function one side		
 double-pole	Actuator color / printing	Housing color	10 (4) A 250 V AC 1E4	6 (4) A 250 V AC 5E4	6 (2) A 250 V AC 1E4	4 (2) A 250 V AC 1E4	6 A 250 V AC 1/2 HP	6 A 125 V AC 1/4 HP	6 A 125 - 250 V AC 1/8 HP	6 A 125 V AC 1/10 HP	4 A 250 V AC 1/10 HP	Terminal type	Terminal description	Contact distance in mm	Contact material	Miscellaneous	Stock version
ON / OFF switch (DPST)																	
1812.1102			●	●			●	●					4.8	≥ 3	Ag		
Changeover switch (DPDT)																	
1814.2102			●	●			●	●						≥ 3	Ag		
Changeover switch with OFF position in the center (DPDT - Center OFF)																	
1819.1102					●				●				4.8	< 3	Ag		
1819.1302					●				●				4.8	< 3	Ag	momentary function both sides	●

ROCKER SWITCHES

PUSHBUTTON SWITCHES

TOGGLE SWITCHES

SLIDE SWITCHES

ROTARY SWITCHES

FOOT SWITCHES

FACT AND KEY SWITCHES

SNAP-ACTION SWITCHES

MICRO-SIGNAL SWITCHES

SENSORS

SERIES 1810 - SINGLE AND DOUBLE-POLE TOGGLE SWITCHES

TO 10 (4) A 250 V AC

ROCKER SWITCHES

PUSHBUTTON SWITCHES

TOGGLE SWITCHES

SLIDE SWITCHES

ROTARY SWITCHES

FOOT SWITCHES

FACT AND KEY SWITCHES

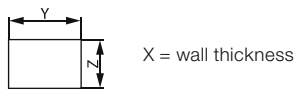
SNAP-ACTION SWITCHES

MICRO-SIGNAL SWITCHES

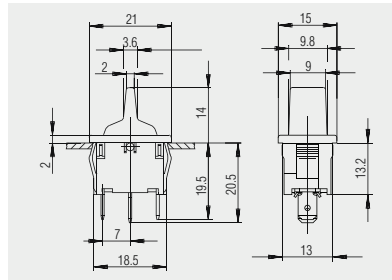
SENSORS



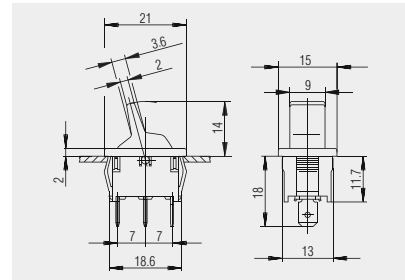
Basic types 1811, 1813 and 1818 single-pole



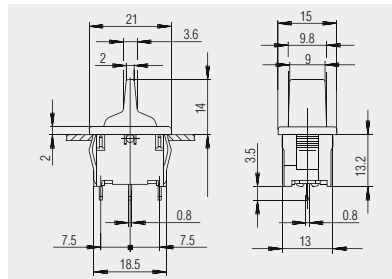
X	Y	Z
0.75 ... 1.25	19.2 ^{-0.1}	12.9 ^{+0.1}
1.25 ... 2	19.4 ^{-0.1}	12.9 ^{+0.1}
2 ... 3	19.8 ^{-0.1}	12.9 ^{+0.1}



Quick-connect terminal 4.8 x 0.8 basic type 1818



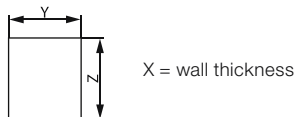
Quick-connect terminal 4.8 x 0.8 basic type 1813 and 1811 without third terminal



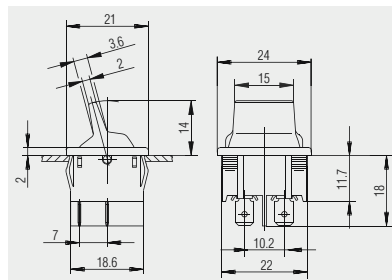
PCB terminal basic type 1818



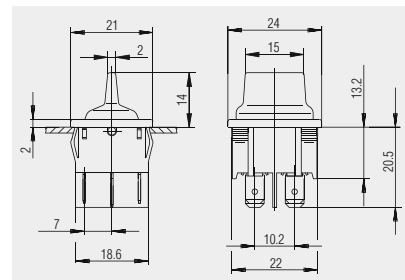
Basic types 1812, 1814 and 1819 double-pole



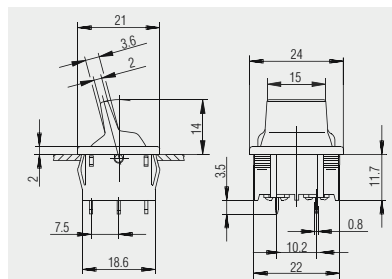
X	Y	Z
0.75 ... 1.25	19.2 ^{-0.1}	21.9 ^{+0.1}
1.25 ... 2	19.4 ^{-0.1}	21.9 ^{+0.1}
2 ... 3	19.8 ^{-0.1}	21.9 ^{+0.1}



Quick-connect terminal 4.8 x 0.8 basic type 1812



Quick-connect terminal 4.8 x 0.8 basic type 1819



PCB terminal basic type 1814