


Features

- ◆ Compact design in SMD or DIP package
- ◆ Ultra wide 4:1 input voltage range
- ◆ Fully regulated outputs
- ◆ I/O isolation 1500 VDC
- ◆ SMD version qualified for leadfree re flow solder process, MSL 2a
- ◆ Operating temp. range -40°C to $+85^{\circ}\text{C}$
- ◆ Short circuit protection
- ◆ Remote On/Off control
- ◆ Input filter to meet EN 55022, class A without external components
- ◆ 3-year product warranty



The THL 3WI series is a family of compact 3 W dc/dc-converters with 4:1 input voltage ranges. The product is available in SMD- or DIP-package. The internal filter which meets EN55022 Class A without external components makes the converter easy to design in.

They come with remote On/Off and short circuit protection. THL 3WI converter is an excellent solution for data- and telecom applications and for instrumentation and Industrial electronics.

Models

Order code DIP models	Order code SMD models	Input voltage range	Output voltage	Output current max.	Efficiency typ.
THL 3-2410WI	THL 3-2410WISM	9 – 36 VDC (24 VDC nominal)	3.3 VDC	600 mA	75 %
THL 3-2411WI	THL 3-2411WISM		5.0 VDC	600 mA	78 %
THL 3-2412WI	THL 3-2412WISM		12 VDC	250 mA	80 %
THL 3-2413WI	THL 3-2413WISM		15 VDC	200 mA	80 %
THL 3-2415WI	THL 3-2415WISM		24 VDC	125 mA	80 %
THL 3-2421WI	THL 3-2421WISM		± 5 VDC	± 300 mA	77 %
THL 3-2422WI	THL 3-2422WISM		± 12 VDC	± 125 mA	80 %
THL 3-2423WI	THL 3-2423WISM		± 15 VDC	± 100 mA	80 %
THL 3-4810WI	THL 3-4810WISM		18 – 75 VDC (48 VDC nominal)	3.3 VDC	600 mA
THL 3-4811WI	THL 3-4811WISM	5.0 VDC		600 mA	78 %
THL 3-4812WI	THL 3-4812WISM	12 VDC		250 mA	80 %
THL 3-4813WI	THL 3-4813WISM	15 VDC		200 mA	80 %
THL 3-4815WI	THL 3-4815WISM	24 VDC		125 mA	80 %
THL 3-4821WI	THL 3-4821WISM	± 5 VDC		± 300 mA	77 %
THL 3-4822WI	THL 3-4822WISM	± 12 VDC		± 125 mA	80 %
THL 3-4823WI	THL 3-4823WISM	± 15 VDC		± 100 mA	80 %

Input Specifications

Input current at no load (nominal input voltage)	24 Vin models: 30 mA typ. 48 Vin models: 20 mA typ.
Input current at full load (nominal input voltage)	24 Vin; 3.3 VDC model: 110 mA typ. 24 Vin other models: 160 mA typ. 48 Vin; 3.3 VDC model: 55 mA typ. 48 Vin other models: 80 mA typ.
Surge voltage (1 sec. max.)	24 Vin models: 50 V max. 48 Vin models: 100 V max.
Conducted noise	EN 55022 level A, FCC part 15, level A without external components

Output Specifications

Voltage set accuracy	±2 % max
Regulation	– Input variation Vin min. to Vin max. 1.0 % max. – Load variation 15 – 100 % 1.0 % max.
Minimum load	15 % of rated max current (operation at lower load condition is safe but a higher output ripple will be experienced)
Temperature coefficient	±0.02 %/K
Ripple and noise (20 MHz bandwidth)	60 mVp-p typ.
Transient response setting time (25 % load step change)	300 µs typ.
Short circuit protection	indefinite, automatic recovery
Capacitive load	3.3 & 5 VDC models: 220 µF max. all other models: 47 µF max.

General Specifications

Temperature	– Operating (natural convection cooling 20 LFM) –40°C to +85°C – Storage –40°C to +125°C – Case +105°C max.
Load derating (natural convection cooling 20 LFM)	DIP models: 2.5 %/K above +65°C SMD 3.3 & 5.0 VDC models: 2.2 %/K above +55°C SMD other models: 2.5 %/K above +60°C
Humidity (non condensing)	95 %
Reliability, calculated MTBF (MIL-HDBK-217F, at +25°C, ground benign)	>300'000 h
Isolation voltage (60 sec.)	– Input/Output 1'500 VDC
Isolation capacitance	– Input/Output 500 pF max.
Isolation resistance	– Input/Output (500 VDC) >1 GOhm
Safety standard (designed to meet)	IEC 60950-1, UL 60950-1
Safety approvals	– CB test certificate according IEC 60950-1 www.tracopower.com/products/thl3wi-sm-cb.pdf
Switching frequency	350 kHz
Remote On/Off	– On: 2.5 to 5.5 VDC or open circuit – Off: –0.7 to 0.8 VDC – Off stand by input current 5 mA max.
Environmental compliance	– Reach www.tracopower.com/products/thl3wi-reach.pdf – RoHS RoHS directive 2002/95/EC

All specifications valid at nominal input voltage, full load and +25°C after warm-up time unless otherwise stated.

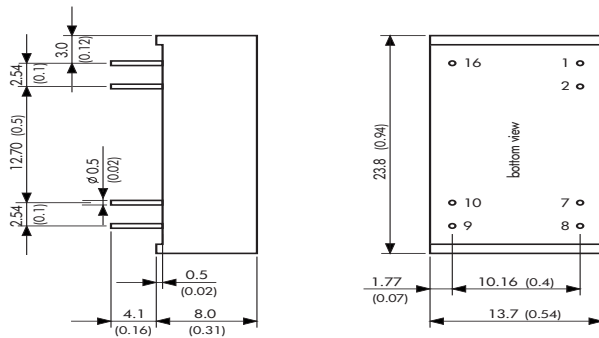
Physical Specifications

Casing material	non-conductive plastic (UL94V-0 rated)	
Package weight	DIP models: 5.4 g (0.19 oz)	SMD models: 4.2 g (0.14 oz)
Environmental compliance	- Reach - RoHS	regulation EC 1907/2006 directive 2002/95/EC
Soldering profile for DIP-package models	max. 265°C / 10 sec. (wave soldering)	
Lead-free reflow solder process for SMD-package models	as per J-STD-020D.01 (to find at: www.jedec.org - free registration required)	
Moisture sensivity level (for SMD-package models)	level 2a as per J-STD-033B.01 (to find at: www.jedec.org - free registration required)	

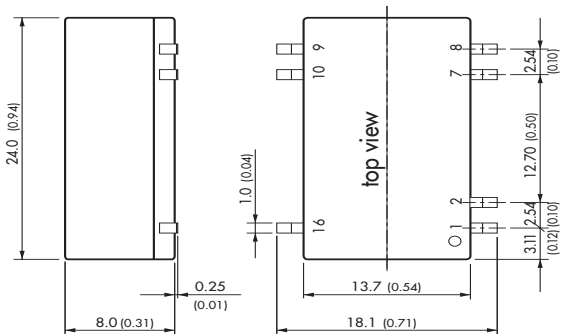
Application note: www.tracopower.com/products/thl3wism-application.pdf

Outline Dimensions

DIP-Models



SMD-Models



Pin-Out		
Pin	Single	Dual
1	-Vin (GND)	-Vin (GND)
2	Remote On/Off	Remote On/Off
7	ntc.	ntc.
8	ntc.	Common
9	+Vout	+Vout
10	-Vout	-Vout
16	+Vin (Vcc)	+Vin (Vcc)

ntc. = not to connect

Dimensions in [mm], () = Inch
Tolerances: ±0.25 (±0.01)
Pin pitch tolerances: ±0.13 (±0.005)

Specifications can be changed any time without notice.