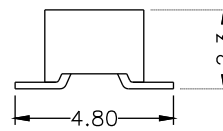
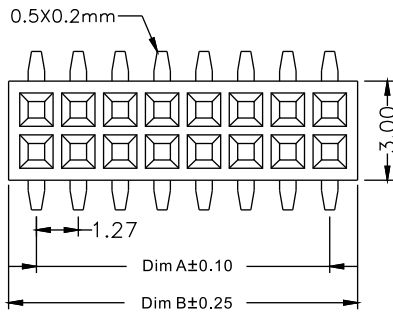


■ **Specifications**

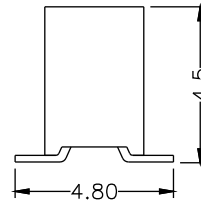
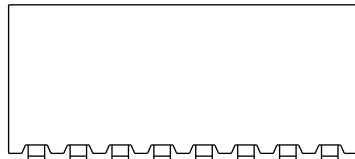
- Current rating:1.0AAC/DC
- Voltage rating:50V AC/DC
- Contact resistance:20m ohm. max.
- Insulation resistance:1000M ohm. Min.
- Withstanding voltage:500V AC for one minute
- Operating temperature range:-25°C to +105°C

■ **Material and Finish**

- Insulator:High Temp. Plastic(UL94V-0)
- Contact:Phosphor Bronze
- Plating:Gold Plated



P/N:2200SB-XXG-SM-23



P/N:2200SB-XXG-SM-45

■ **Engineering Dimension**

Circuits	Dim. A	Dim. B	Circuits	Dim. A	Dim. B	Circuits	Dim. A	Dim. B	Circuits	Dim. A	Dim. B
4	1.27	2.94	24	13.97	15.64	44	26.67	28.34	64	39.37	41.04
6	2.54	4.21	26	16.24	16.91	46	27.94	29.61	66	40.64	42.31
8	3.81	5.48	28	16.51	18.18	48	29.21	30.88	68	41.91	43.58
10	5.08	6.75	30	17.78	19.45	50	30.48	32.15	70	43.18	44.85
12	6.35	8.02	32	19.05	20.72	52	31.75	33.42	72	44.45	46.12
14	7.62	9.29	34	20.32	21.99	54	33.02	34.69	74	45.72	47.39
16	8.89	10.56	36	21.59	23.26	56	34.29	35.96	76	46.99	48.66
18	10.16	11.83	38	22.86	24.53	58	35.56	37.23	78	48.26	49.93
20	11.43	13.10	40	24.13	25.80	60	36.83	38.50	80	49.53	51.20
22	12.70	14.37	42	25.40	27.07	62	38.10	39.77			

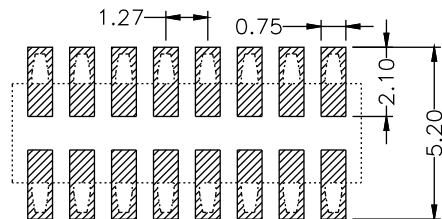
■ **Ordering Information**

2200SB-XXG-SM-XX

- ① ② ③ ④ ⑤

① SB: Straight Double Rows	② No. Of Contacts ③ G: Gold Plated	④ SMD Type ⑤ Total Height 45=4.5mm 23=2.3mm
----------------------------	---------------------------------------	--

■ **Recommended PCB Layout**



Unit:mm