Industrial Test Broadcast Comms Renewable

300W and 400W, High Density AC-DC, digital power solution

Features	Benefits
• High peak power rating	Reduces size of power supply needed
• Full Digital Control	Improves Product Performance
• High Efficiency	Minimises heat in system
• Temperature controlled fan option	Reduces noise in system
• 5 Year Warranty	Low cost of ownership



Input

Input Voltage	90-264Vac	Input Frequency	45 - 63Hz (440Hz with reduced PFC - consult sales office)
Input Harmonics	EN61000-3-2 compliant	Power Factor	0.97 typical
Input Fuse	Dual fuses (Live + Neutral) Fast acting (not user accessible)	Inrush Current	<20A at 25°C and 230Vac (cold start) (meets EN61000-3-3). <30A for EFE400
Earth Leakage Current	410µA at 120Vac (60Hz), 858µA max at 240Vac (60Hz) Worst case leakage current is less than 1.0mA at 264Vac, 63Hz (normal condition, 1.8mA Single Fault Condition)		

Quick Selector (Standard models). Additional variants available - see below

Output Voltage	Current	Units without fan				Units with end fan	
		Open Frame		Cover + Chassis		Cover + Chassis	
		Description	Order Code	Description	Order Code	Description	Order Code
12V	25A	EFE300-12-CNMDS	U2Y002G	EFE300-12-CCMDS	U2Y001F	EFE300-12-ECMDS	U2Y003H
	33.3A	EFE400-12-CNMDS	U4Y002H	EFE400-12-CCMDS	U4Y001G	EFE400-12-ECMDS	U4Y003J
24V	12.5A	EFE300-24-CNMDS	U2Y005K	EFE300-24-CCMDS	U2Y004J	EFE300-24-ECMDS	U2Y006L
	16.7A	EFE400-24-CNMDS	U4Y005L	EFE400-24-CCMDS	U4Y004K	EFE400-24-ECMDS	U4Y006M

How To Create A Product Description

Output	Factory Setting Range EFE300	EFE400
12	11.4 - 13.2V	11.4 - 13.2V
24	22.8 - 26.4V	22.8 - 26.4V

Required output voltage must be specified at time of ordering

Case / Fan Option	
CN	Open frame, no fan, with 12V / 0.25A fan supply
CU	U chassis, no fan, with 12V / 0.25A fan supply
CC	Cover+chassis, no fan, with 12V / 0.25A fan supply
EC	Cover+chassis, end fan (temp controlled)

EFE300- or EFE400- | Vout | - | Case/Fan Option | Input Connector | D - Dual Fused | Earth Leakage | Output Connector

blank = right angled
-V = vertical

M = Molex (see connection drawings for details)

S = Standard (see above for details)

Confirm availability of created product with the sales office

Isolation

Input to Output	Reinforced	3kVac, 4.3kVdc		
Input to Earth	Basic	1.5kVac, 2.3kVdc	Output to Earth	200Vdc

Output Specification

	EFE300	EFE400	
Output Power	300W	400W	Continuous or RMS (including Peak power)
Peak Power	400W	530W	EFE300 - for 10 seconds EFE400 - for 10 seconds
Total Regulation	better than 4%		Including Line (for 90-264Vac input change), Load (for 0-100% load change) and temperature (0-50°C)
Ripple & Noise	1.5%		pk-pk, using EIAJ test method & 20MHz bandwidth
Voltage Setting Accuracy	±1%		at 50% load
Turn on Time	1.5s max		at 90 Vac & 100% rated output power
Efficiency	90%		typical
Hold up	16ms		typical at 90 Vac, 75% load
Min Load	None		
Transient Response	<5%		of set voltage for 50% load change (in 50µs within the range 25 - 100% load)
Recovery	<1ms		for recovery to 2% of set voltage
Short circuit protection	Yes		Auto recovery after removal of short circuit
Over Temperature protection	Yes		Primary - auto recovers, secondary - cycle power to restart
Over Voltage Protection	Yes		Latching, need to cycle ac to restart unit.
Fan supply	12V / 0.25A		Availble if 'no fan' is specified, otherwise used by PSU fan. No access to connector with -CC (cover + chassis) variant.

Environment

Temperature	0°C to 50°C operational, -40°C to 70°C storage (max 12 months). Full load, with 2m/s air blown from input to output (approximately 10CFM)
Derating	50°C to 70°C derate each output by 2.5% per °C
Low Temp Startup	-20°C
Humidity	5 - 95% RH non condensing
Shock	±3 x 30g shocks in each plane, total 18 shocks 30g shock = 11ms (+/-0.5msec), half sine Conforms to EN60068-2-27, EN60068-2-47, IEC68-2-27, IEC68-2-47, JIS C0041-1987. Conforms to MIL-STD-810E/F, Method 516.5, Pro I, IV, VI
Vibration	Single axis 10 - 500 Hz at 2g (sweep and endurance at resonance) in all 3 planes Conforms to EN60068-2-6, IEC68-2-6 Conforms to MIL-STD-810E, Method 514.4, Pro I, Cat 1,9
Altitude	-200 to 3000 metres operational (-200 to 5000m storage/transportation)
Pollution	Degree 2, Material group IIIb

Emissions EN61000-6-3:2007, EN60601-1-2:2001

Radiated Electric Field	EN55011, EN55022	(as per CISPR.11/22) Class B, FCC47 part 15 subpart B see application note for details
Conducted Emissions	EN55011, EN55022	(as per CISPR.11/22) Class B, FCC47 part 15 subpart B
Conducted Harmonics	EN61000-3-2	Class A Class C - EFE300 at 100W and above, EFE400 at 200W and above
Flicker	EN61000-3-3	Compliant - d_{max} only

Immunity EN61000-6-2:2005				Criteria
Electrostatic Discharge	EN61000-4-2	Level 4	Air discharge 15kV, Contact discharge 8kV Not applicable to open frame units	A
Electromagnetic Field	EN61000-4-3	Level 3	12V/m	A
Fast / Burst Transient	EN61000-4-4	Level 4	ac input tested to 4.4kV dc output tested to 2.2kV	A
Surge Immunity	EN61000-4-5	Level 3	Common mode - 2.2kV Differential - 1.1kV	A
Conducted RF Immunity	EN61000-4-6	Level 3	12V	A
Power Frequency Magnetic Field	EN61000-4-8	Level 4	30A/m	A
Voltage Dips, Variations, Interruptions	EN61000-4-11	Class 3	Criteria B for 5 sec interruption EFE300, criteria B for 1 cycle interruption	A
Ring Wave	EN61000-4-12	Level 3	Common mode - 2.2kV Differential - 1.1kV	A
Voltage Fluctuations	EN61000-4-14	Class 3		A

Safety Approvals

	Notes
IEC/EN 60950-1, UL60950-1 / CSA 22.2 No 60950-1	File E135494
IEC/EN 61010-1	File E331788
CE Mark (EN60950-1)	LV Directive 2006/95/EC
CB certificate and Report available on request	*Please check with technical sales for status of approvals*

Outline & Connection Drawings

EFE300 (not -V version)

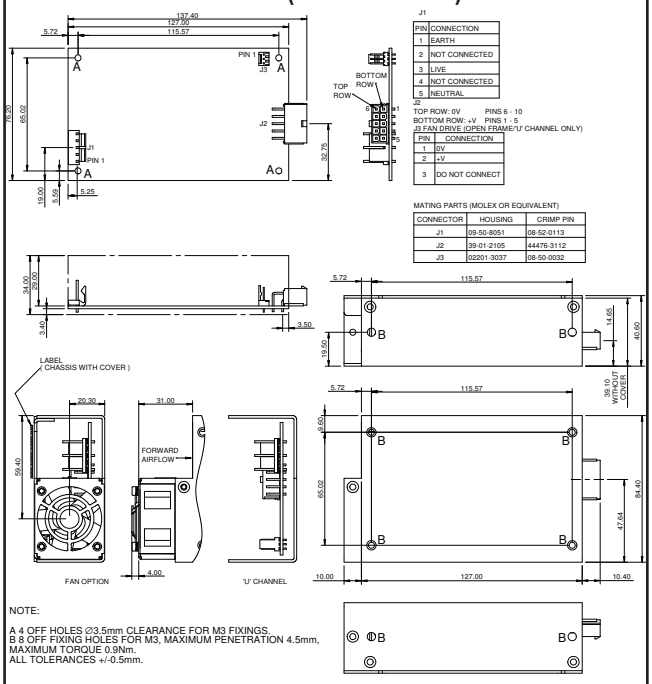

Note, connection details and outline drawings for -v (vertical) connector are different See handbook for details

EFE400 (not -V version)

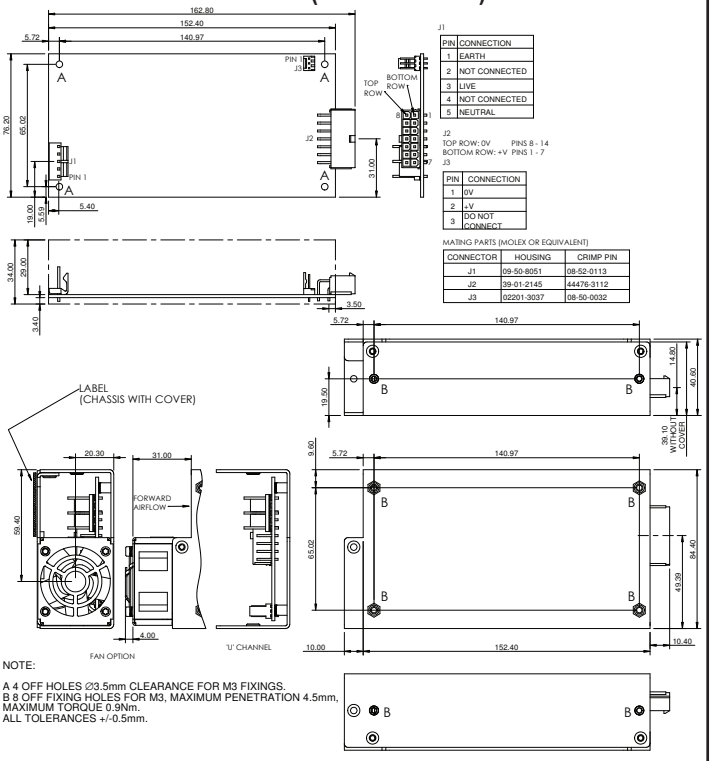

Notes 1. All customer fixings M3
2. Maximum Penetration 4.5mm
3. Maximum torque 0.9Nm
4. All tolerances +/-0.5mm

Connectors are not included with the product. They are available from TDK-Lambda

1 off input connector and 3 crimps are available as part number is 94910.
1 off output connector and 10 crimps are available as part number 94750. (EFE300)
1 off output connector and 14 crimps are available as part number 94751 (EFE400)

TDK-Lambda France SAS
ZAC des Delaches
CS 41077
9 rue Thuillere
91978 Villebon Courtaboeuf
France
Tel: +33 1 60 12 71 65
Fax: +33 1 60 12 71 66
france@fr.tdk-lambda.com
www.fr.tdk-lambda.com

Italy Sales Office
Via dei Lavoratori 128/130
20092 Cinisello Balsamo (MI)
Italy
Tel: +39 02 61 29 38 63
Fax: +39 02 61 29 09 00
info.italia@it.tdk-lambda.com
www.it.tdk-lambda.com

Netherlands
info@tdk-lambda.nl
www.tdk-lambda.nl

TDK-Lambda Germany GmbH
Karl-Bold-Strasse 40
77855 Achern
Germany
Tel: +49 7841 666 0
Fax: +49 7841 5000
info.germany@de.tdk-lambda.com
www.de.tdk-lambda.com

Austria Sales Office
Aredstrasse 22
2544 Leobersdorf
Austria
Tel: +43 2256 655 84
Fax: +43 2256 645 12
info.germany@de.tdk-lambda.com
www.de.tdk-lambda.com

Scandinavia Sales Office
Valdemarsgade 7
4100 Ringsted
Denmark
Tel: +45 24 63 95 65
Fax: +45 69 80 44 99
info@de.tdk-lambda.com
www.emea.tdk-lambda.com

Switzerland Sales Office
Bahnhofstrasse 50
8305 Dietlikon
Switzerland
Tel: +41 44 850 53 53
Fax: +41 44 850 53 50
info@de.tdk-lambda.com
www.de.tdk-lambda.com

TDK-Lambda UK Ltd.
Kingsley Avenue
Ilfracombe
Devon EX34 8ES
United Kingdom
Tel: +44 (0) 12 71 85 66 66
Fax: +44 (0) 12 71 86 48 94
powersolutions@uk.tdk-lambda.com
www.uk.tdk-lambda.com

TDK-Lambda Ltd.
Kibbutz
Givat Hashlosha 48800
Israel
Tel: +9 723 902 4333
Fax: +9 723 902 4777
info@tdk-lambda.co.il
www.tdk-lambda.co.il

Russia
Technical Support:
St Petersburg
Tel: +7 (812) 6580463
Sales:
Moscow
info@tdk-lambda.ru
www.tdk-lambda.ru

Local Distribution

www.emea.tdk-lambda.com

EFE300_400 69895-Rev 13