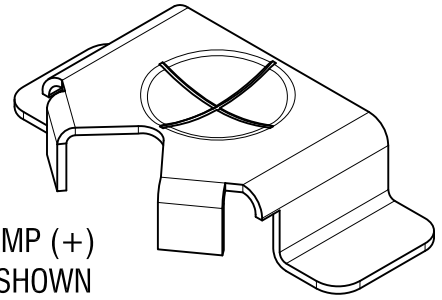
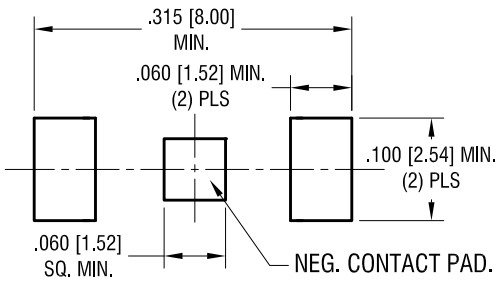
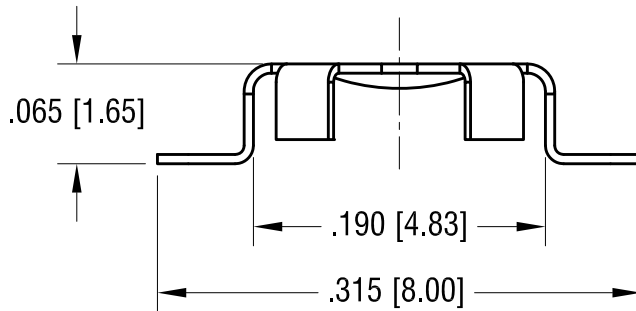
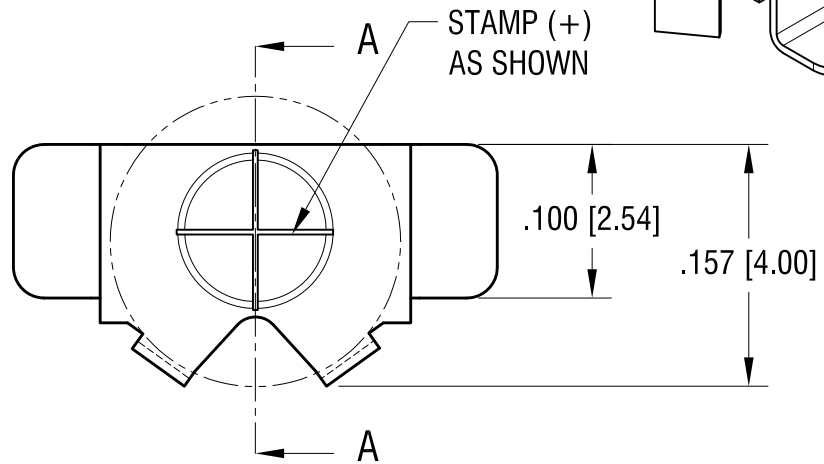
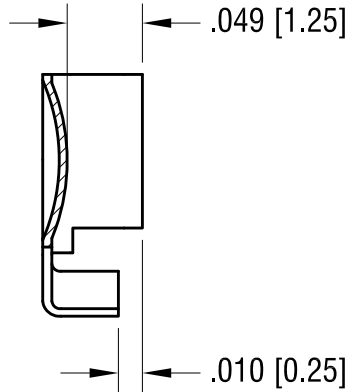


THIS DOCUMENT IS THE PROPERTY OF KEYSTONE ELECTRONICS CORP. AND SHALL NOT BE REPRODUCED, DISTRIBUTED OR USED AS A BASIS FOR MANUFACTURE WITHOUT PRIOR WRITTEN PERMISSION FROM KEYSTONE ELECTRONICS CORP.

MOUNTING PAD LAYOUT



SECTION A-A



KEYSTONE ELECTRONICS CORP.

www.keyelco.com • ASTORIA, N.Y. 11105-2017 • Tel (718) 956-8900

PART NAME

ML414 (4.8mm) SMT RETAINER

MATERIAL

.006 [0.152] TH'K PHOSPHOR BRONZE

FINISH

GOLD FLASH

DRN BY

NT

DATE

6.23.09

APP'D

SCALE

8X

TOLERANCES

INCH [MM]
DECIMAL ± .005 [± 0.13]

CODE

C

DWG NO.

2994

11.09.09 CHANGE AS PER ECN 09-165

B

10.19.09 CHANGE AS PER ECN 09-149

A

DATE

DESCRIPTION

REV.