
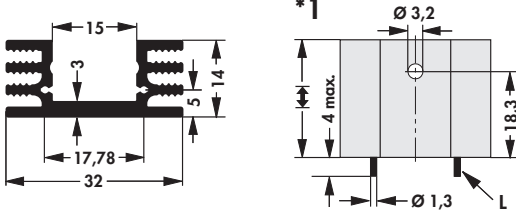
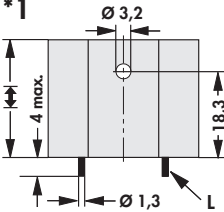
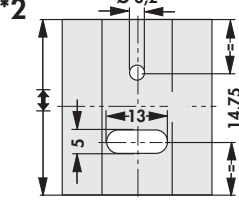

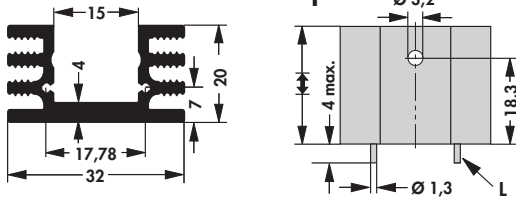
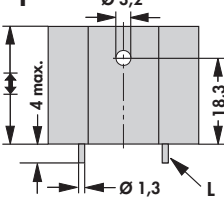
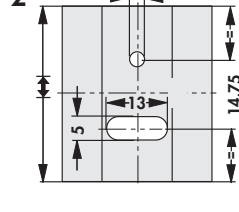


Extruded heatsinks for PCB mounting

- for semiconductor screw-mounting
- hole pattern is centered to the total length of the heatsink
- special lengths and drillings on request
- ***1** = versions with solder pins; ***2** = versions without solder pins
- **L** = solderable pins

| | | | | |
|---|--|--|---|---------------------|
|  |  |  |  | |
| art. no. | l [mm] | R_{th} [K/W] | ϕ | version |
| SK 75 25 STS TO 220 | 25.0 | 12.5 | TO 220/*1 | with solder pins |
| SK 75 37,5 STS TO 220 | 37.5 | 10.0 | TO 220/*1 | with solder pins |
| SK 75 50 STS TO 220 | 50.0 | 8.5 | TO 220/*1 | with solder pins |
| SK 75 25 | 25.0 | 12.5 | — | without solder pins |
| SK 75 25 TO 220 | 25.0 | 12.5 | TO 220/*2 | without solder pins |
| SK 75 37,5 | 37.5 | 10.0 | — | without solder pins |
| SK 75 37,5 TO 220 | 37.5 | 10.0 | TO 220/*2 | without solder pins |
| SK 75 50 | 50.0 | 8.5 | — | without solder pins |
| SK 75 50 TO 220 | 50.0 | 8.5 | TO 220/*2 | without solder pins |
| SK 75 75 | 75.0 | 7.0 | — | without solder pins |
| SK 75 1000 | 1000.0 | — | — | without solder pins |
|  |  |  |  | |
| art. no. | l [mm] | R_{th} [K/W] | ϕ | version |
| SK 76 25 STS TO 220 | 25.0 | 10.0 | TO 220/*1 | with solder pins |
| SK 76 37,5 STS TO 220 | 37.5 | 8.0 | TO 220/*1 | with solder pins |
| SK 76 50 STS TO 220 | 50.0 | 7.0 | TO 220/*1 | with solder pins |
| SK 76 25 | 25.0 | 10.0 | — | without solder pins |
| SK 76 25 TO 220 | 25.0 | 10.0 | TO 220/*2 | without solder pins |
| SK 76 37,5 | 37.5 | 8.0 | — | without solder pins |
| SK 76 37,5 TO 220 | 37.5 | 8.0 | TO 220/*2 | without solder pins |
| SK 76 50 | 50.0 | 7.0 | — | without solder pins |
| SK 76 50 TO 220 | 50.0 | 7.0 | TO 220/*2 | without solder pins |
| SK 76 75 | 75.0 | 5.9 | — | without solder pins |
| SK 76 1000 | 1000.0 | — | — | without solder pins |
| surface: | black anodised | | | |