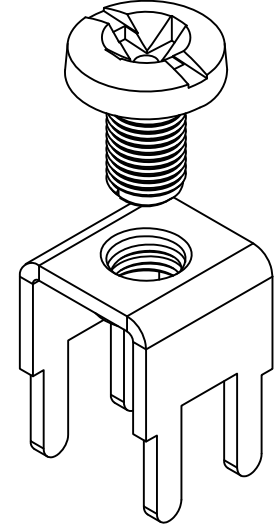
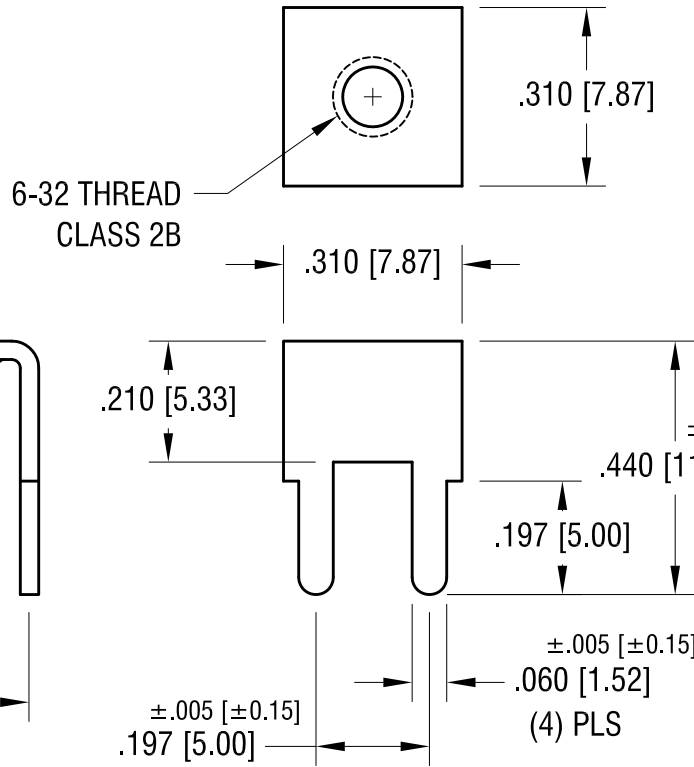
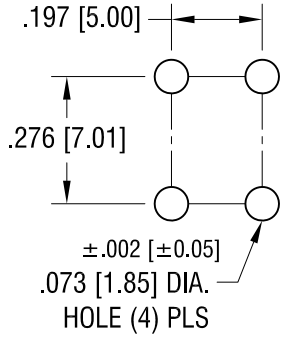


THIS DOCUMENT IS THE PROPERTY OF KEYSTONE ELECTRONICS CORP. AND SHALL NOT BE REPRODUCED, DISTRIBUTED OR USED AS A BASIS FOR MANUFACTURE WITHOUT PRIOR WRITTEN PERMISSION FROM KEYSTONE ELECTRONICS CORP.

**MOUNTING DETAIL**



**PC SCREW TERMINAL WITH COLORED SCREW HEAD**

PART NO.	HEAD COLOR	PART NO.	HEAD COLOR
8191-2	RED	8191-5	BLUE
8191-3	BLACK	8191-6	GREEN
8191-4	WHITE	8191-7	YELLOW

**NOTE:**

- 1. TERMINAL:  
 MAT'L - .032 [0.81] TH'K BRASS, MATTE TIN PLATE  
 SCREW : ONE (1) 6-32 x 1/4 L., SUPPLIED LOOSE.  
 MAT'L - BRASS, NICKEL PLATE

7.13.09	CHANGE AS PER ECN 09-099	B
1.3.08	CHANGE AS PER ECN 08-023	A
DATE	DESCRIPTION	REV.

**KEYSTONE ELECTRONICS CORP.**  
 www.keyelco.com • ASTORIA, N.Y. 11105-2017 • Tel (718) 956-8900

PART NAME  
**PC SCREW TERM. W/ COLORED SCREW HEAD**

MATERIAL  
**AS NOTED**

FINISH <b>AS NOTED</b>	DRN BY BOONE	DATE 10.1.03
	APP'D LN	SCALE 3X

TOLERANCES INCH [MM]  
 DECIMAL ±.010 [±0.25]  
 ANGULAR ± 1°  
 UNLESS OTHERWISE SPECIFIED

CODE  
**C**

DWG NO.  
**8191-2 - 8191-7**