

# PRODUCT DATASHEET

is brought to you by



[SOS electronic](#)

distribution of electronic components

Click to view availability, pricing and lifecycle information.

Visit <https://www.soselectronic.com/>

**Datasheet begins on next page.**

## Features

### Panel thermostat

- Small, compact size (17.5 mm wide)
- Snap action thermostatic Bimetal sensor
- Wide temperature setting range
- Long electrical life
- 35 mm rail (EN 60715) mount

**NEW** 7T.81.0.000.240x

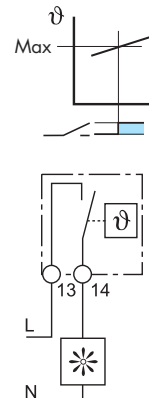
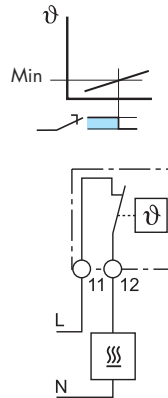


• Heating control

**NEW** 7T.81.0.000.230x



• Ventilation control



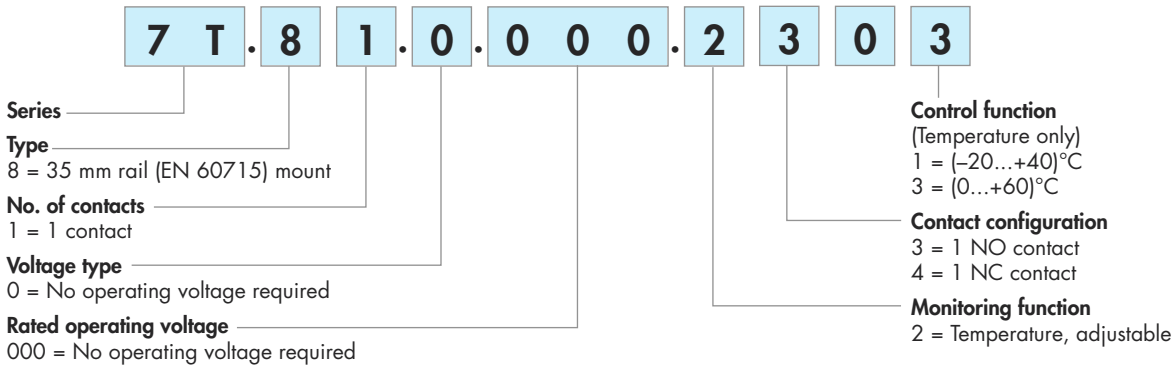
**Heating control** - Should the panel temperature fall below the (minimum) set temperature the contact will close to call for heat. The contact will open when this set temperature is exceeded.

**Ventilation control** - Should the panel temperature exceed the (maximum) set temperature then the contact will close to call for cooling. The contact will open when the temperature falls below this set temperature.

Contact specification					
Contact configuration		1 NC		1 NO	
Rated current/Maximum peak current	A	10/10		10/10	
Rated voltage/Maximum switching voltage	V AC	250/250		250/250	
Rated load AC1	VA	2,500		2,500	
Rated load AC15 (230 V AC)	VA	250		250	
Single phase motor rating AC3 (230 V AC)	kW	0.125		0.125	
Breaking capacity DC1: 30/110/220V	A	1/0.3/0.15		1/0.3/0.15	
Minimum switching load	mW (V/mA)	500 (12/10)		500 (12/10)	
Standard contact material		AgNi		AgNi	
Temperature setting range					
Setting range (ventilation)	°C	—		-20...+40	+0...+60
Switch temperature differential	K	—		7 ± 4	
Setting range (heating)	°C	-20...+40	+0...+60	—	
Switch temperature differential	K	7 ± 4		—	
Technical data					
Electrical life at rated load AC1	cycles	100·10 <sup>3</sup>		100·10 <sup>3</sup>	
Ambient temperature range	°C	-45...+80		-45...+80	
Protection category		IP 20		IP 20	
<b>Approvals</b> (according to type)					

## Ordering information

Example: 7T Series, thermostat for ventilation control, contact activates ventilation should the panel temperature exceed the set value (max+60°C), 35 mm rail (EN 60715) mount.



## Technical data

Insulation			
Dielectric strength between open contacts	V AC	500	
Other data			
Screw torque	Nm	0.5	0.5
Max. wire size		solid cable	stranded cable
	mm <sup>2</sup>	1x2.5	1x1.5
	AWG	1x12	1x16

## Outline drawings

7T.81  
Screw terminal

