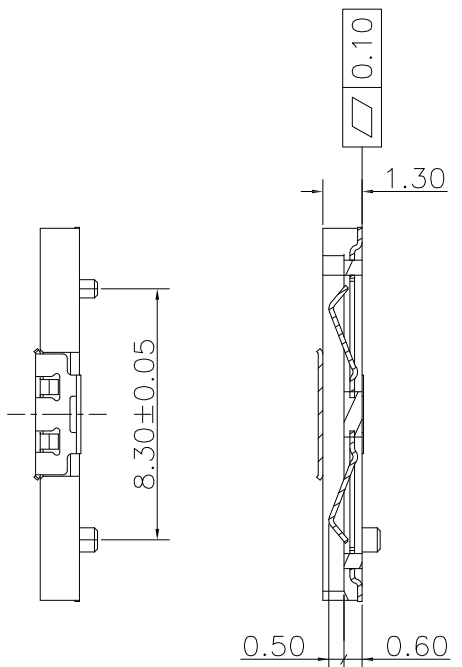
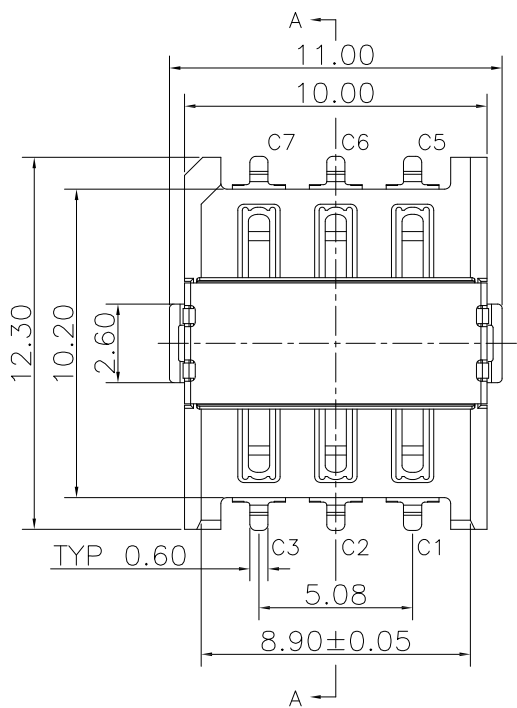
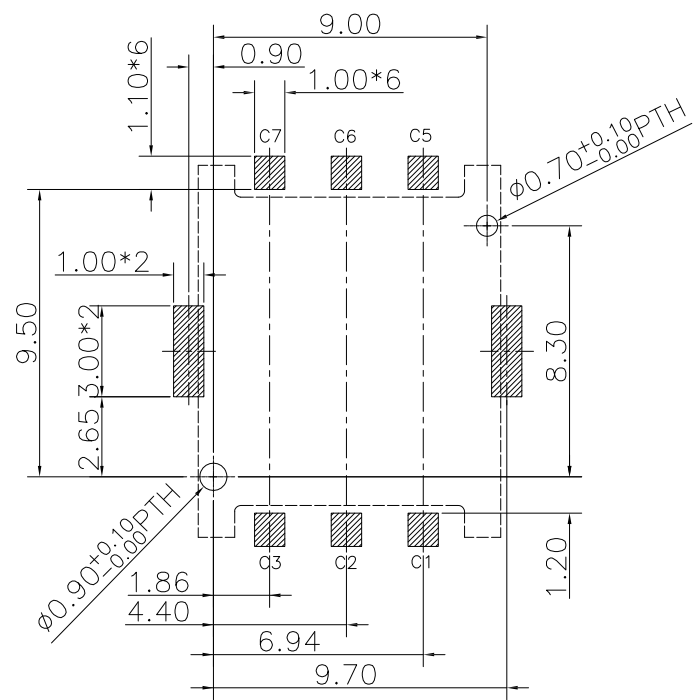


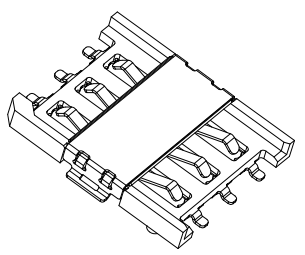
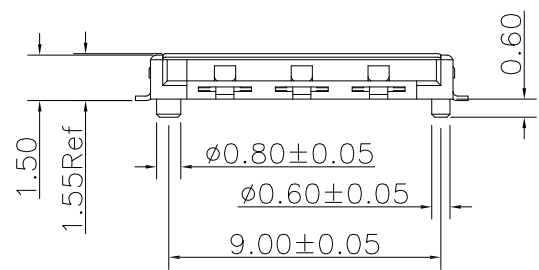
REV.	DESCRIPTION	DRAWN	DATE
1	INITIAL RELEASE	FROS	2015/05/06



SECTION A-A



RECOMMENDED P.C.B LAYOUT  
COMPONENT SIDE(TOLERANCE ±0.05)





**MATERIAL**

- HOUSING: THERMOPLASTIC UL94V-0, BLACK
- TERMINAL: COPPER ALLOY, NICKEL UNDER PLATED OVER GOLD PLATED OVER ALL
- SHELL: STAINLESS STEEL, NICKEL PLATED OVER ALL, GOLD PLATED ON SOLDER TAILS

**SPECIFICATION**

- CURRENT RATING: 1A MAX.
- DIELECTRIC WITHSTANDING: 500VAC FOR ONE MINUTE
- CONTACT RESISTANCE: 50mΩ
- INSULATION RESISTANCE: 1000MΩ MIN AT DC 250V
- OPERATION TEMPERATURE: -25°C TO +85°C

UNLESS OTHERWISE SPECIFIED TOLERANCE					
UNIT:	DECIMAL	LINEAR	ANGLES		
mm	X.	±0.50	±5°	WWW.ATTEND.COM.TW	
	X.X	±0.25	±3°		
	X.XX	±0.12	±1°		
DRAWN	Fros	2015/05/06	DRAWN NAME: Nano SIM, Holder type H=1.5mm		
CHECKED	Zola	2015/05/06			
APPROVED	Ken	2015/05/06	PRODUCT NO.	NSIM002-A	
	SCALE N/A	SHEET 1/1	SIZE A4	FILE NAME	NSIM002-A_B_1