



### Features

- ◆ 100 W power supply in 2.0" x 4.0" footprint!
- ◆ Full load operation up to +50°C with convection cooling
- ◆ Highest efficiency, 90 % typ.
- ◆ EMI filter meets EN 55022, level B
- ◆ Compliance with EN 61000-3-2
- ◆ Low leakage current
- ◆ Safety class I and class II operation
- ◆ 3-year product warranty



The new TOP-100 Series AC/DC Power Supplies feature the highest power rating in the industry standard 2.0" x 4.0" (50.8 x 101.6 mm) footprint. They can supply up to 100 W output power with convection cooling over an industrial operating temperature range of -25°C to +50°C. This performance could be realized by a state of the art design providing an extremely high efficiency of >90 % which eliminates the need for a dedicated power supply cooling fan.

Also see: [www.tracopower.com/products/top100\\_article\\_e1.pdf](http://www.tracopower.com/products/top100_article_e1.pdf)

Compliance with global safety and EMC standards qualify these power supplies for worldwide markets. Approved for Class I and Class II applications, these switchers are suitable for industrial and IT systems but also for consumer products. High reliability is provided by use of industrial quality grade components and an excellent thermal management. This product offers an interesting power supply solution for many space and cost critical applications in commercial and industrial electronic equipment.

### Models

Order Code	Output Voltage (Adjustment Range)	Output Current max.
TOP 100-103	3.3 VDC (3.3 - 3.5)	20.0 A
TOP 100-105	5.0 VDC (5.0 - 5.2)	20.0 A
TOP 100-112	12 VDC (12.0 - 13.0)	8.3 A
TOP 100-115	15 VDC (15.0 - 16.0)	6.7 A
TOP 100-124	24 VDC (24.0 - 26.0)	4.2 A
TOP 100-148	48 VDC (48.0 - 52.0)	2.1 A

**Input Specifications**

Input voltage range	90 – 132 / 187 – 264 VAC autorange power derating at low input voltage: 50 % at 90 VAC – 0% at 103 VAC 20 % at 187 VAC – 0% at 207 VAC
Input frequency	47 – 63 Hz
Input protection	T4 A/250 V internal fuse in both line & neutral
Harmonic limits	EN 61000-3-2, class A
Zero load power consumption	3.6 W
Recommended circuit breaker	6 A (characteristic C) or slow blow fuse

**Output Specifications**

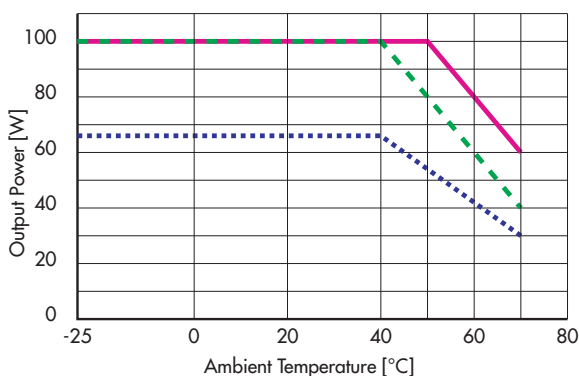
Regulation – Input and Load variation	1.0 % max.
Ripple and noise (20Mhz Bandwidth)	<100 mVp-p 48 VDC model: <200 mVp-p
Overvoltage protection	3.3 VDC model: 5.0 V 5.0 VDC model: 6.0 V 12 VDC model: 16 V 15 VDC model: 20 V 24 VDC model: 30 V 48 VDC model: 60 V
Power back immunity	3.3 VDC model: 5.0 V (6.0 V for 1 sec) 5 VDC model: 6.3 V (7.0 V for 1 sec) 12 VDC model: 16 V (18 V for 1 sec) 15 VDC model: 20 V (23 V for 1 sec) 24 VDC model: 35 V (40 V for 1 sec) 48 VDC model: 63 V (68 V for 1 sec)
Overload protection by current limit	at 150 % Iout max.
Short circuit protection	foldback (automatic recovery)
Capacitive load	10'000 µF max.

**General Specifications**

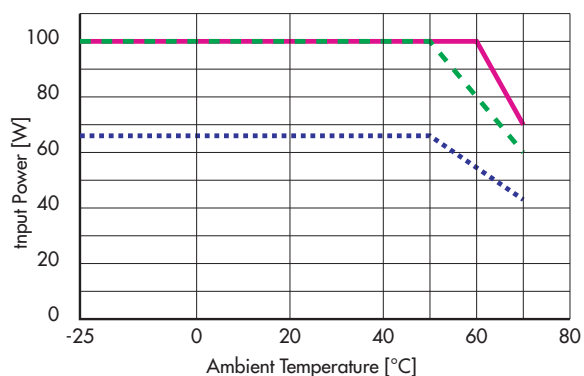
Operating temperature	– 25°C to +70°C with derating
-----------------------	-------------------------------

Power derating depending on temperature

Convection Cooling



Forced Air Cooling 5 CFM (300 LFM)



For horizontal mounting

..... 3.3 VDC model      - - - 5 VDC model      — other models

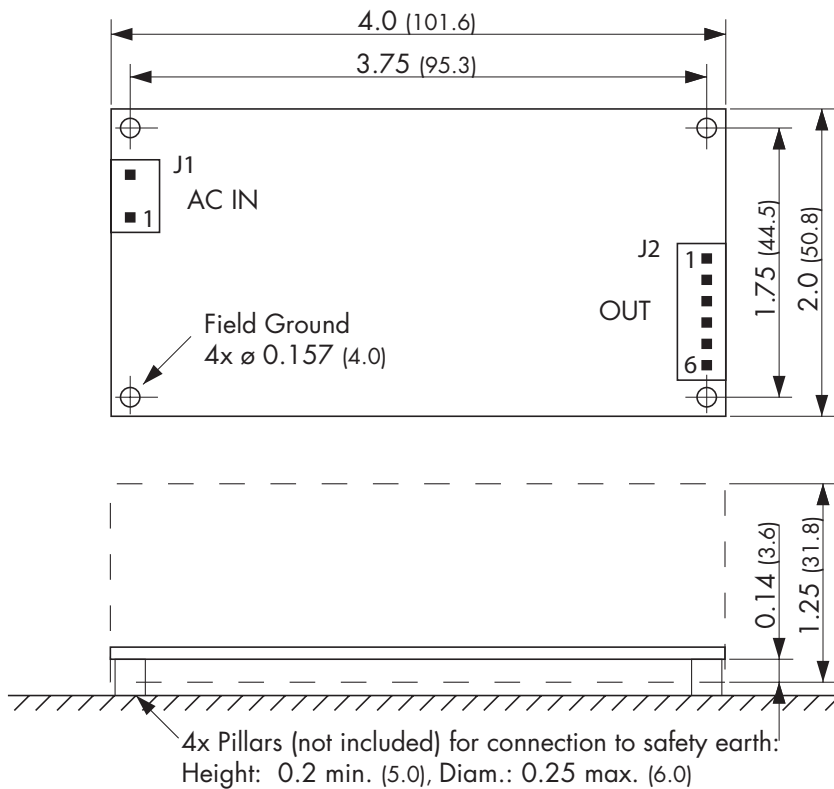
Temperature coefficient	0.02 %/K
Reliability, calculated MTBF @ 25°C acc. to IEC 61709	3.3 – 12 VDC models: >1.0 Mio h 15 – 48 VDC models: >1.4 Mio h

**General Specifications**

Humidity (non condensing)		0 – 95 % rel. H max.
Efficiency	– Vin = 115 VAC – Vin = 230 VAC	89 – 91 % 90 – 92 %
Switching frequency		100 kHz typ. (pulse width modulation)
Hold-up time	– Vin = 115 VAC – Vin = 230 VAC	10 ms typ. 15 ms typ.
Start-up time	– Vin = 115 VAC – Vin = 230 VAC	<3.5s <2s
Isolation voltage	– Input / Output – Input / Field Ground – Output / Field Ground	4000 VAC 2000 VAC 500 VAC
Isolation resistance (at 500 VDC)		100 Mohm min.
Earth leakage current		250 µA max.
Isolation class		class II double isolation
Electromagnetic compatibility (EMC), emissions	– Conducted input RI suppression – Harmonic current emissions	EN 55022, class B (conductive plane to be connected to safety earth) IEC / EN 61000-3-2, class A
Electromagnets compatibility (EMC), immunity	– Electrostatic discharge ESD – RF field immunity – Electrical fast transients/burst immunity – Surge – Conducted RF – Voltage dip	IEC / EN 61000-4-2 IEC / EN 61000-4-3 IEC / EN 61000-4-4 IEC / EN 61000-4-5 IEC / EN 61000-4-6 IEC / EN 61000-4-11
Safety approvals and certifications	– CB test certificate – CSA certificate – GS certificate	for IEC/EN 60950-1 <a href="http://www.tracopower.com/products/top100-cb.pdf">www.tracopower.com/products/top100-cb.pdf</a> UL 60950-1, CSA 60950-1-03 <a href="http://www.tracopower.com/products/top100-csa.pdf">www.tracopower.com/products/top100-csa.pdf</a> <a href="http://www.tracopower.com/products/top100-gs.pdf">www.tracopower.com/products/top100-gs.pdf</a>
Environment	– Vibration acc. IEC 60068-2-6; – Shock acc. IEC 60068-2-27	3 axis, sine sweep, 10-55Hz, 1g, 1oct/min 3 axis, 15g half sine, 11msShock 20 G (3 directions each 3 times)
Connection		pin connector (Molex)
Weight		140 g (4.9 oz)

All specifications valid at nominal input voltage, full load and +25°C after warm-up time unless otherwise stated.

**Dimensions**



Dimensions in Inch, ( ) = mm

Input	
Pin	J1
1	AC in
2	AC in

Output	
Pin	J2
1	- Vout
2	- Vout
3	- Vout
4	+ Vout
5	+ Vout
6	+ Vout

**J1:** Molex Series 41791  
mates with Molex crimp terminal: 08-52-0072  
and terminal housing: 09-50-3031

**J2:** Molex Series 41791  
mates with Molex crimp terminal: 08-52-0072  
and terminal housing: 09-50-3061

Specifications can be changed any time without notice.