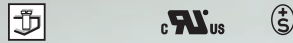





Type 09



Type 49



Headers

to **Type 09** and **Type 49**

- Type 19** page 123
- Type 20** page 124
- Type 29** page 129
- Type 30** page 130

Accessories

for **Type 09** and **49**

Coding set
716906 page 164

Note for wire range

Additional wire sizes and/or combinations of same size wires as follows:

Type 09

- #(1) Wire range extended to No. 30 AWG for factory-wiring.
- ++ Two same size wires
No. 22 - 18 AWG Cu Sol/Str for field-wiring;
No. 30 - 18 AWG Cu Sol/Str factory-wiring.

Type 49

- #### 2 No. 22 - 18 AWG (field-wiring);
2 No. 26 - 18 AWG or
1 No. 26 - 14 AWG (factory-wiring)

Description Type 09

Screw type terminal block, pluggable, centerline 5 mm / 0.197 inches, wire entry parallel to plug direction, wire protector, female contact

Technical Data Type 09

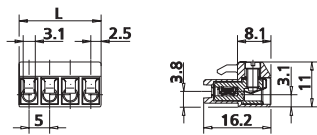
V / A / AWG 300 / 15 / 22 - 12 #(1), ++ (see note)

Screw torque max. 7 lbs.-in

- 0.08 - 2.5 mm² 125 V / 2.5 kV / 3 / 10 A
Insulation co-ordination according to IEC 664-1
Clearance and creepage distance ≥ 1.9 mm
Screw torque max. 0.5 Nm

Wire diameter	single wire 0.3 - 1.8 mm
Wire strip length	6 mm / 0.236 in.
Contact resistance from the termination point via header to the pc board	≤ 5 mΩ per pole
Pole size	2 to 21
Color	black

Dimensions in mm 1 mm = 0.0394 in.



$$L = (\text{pole size} - 1) \times \text{centerline} + 5 \text{ mm} / 0.197 \text{ in.}$$

Description Type 49

Screw type terminal block, pluggable, centerline 5 mm / 0.197 inches, wire entry parallel to plug direction, lift system, female contact

Technical Data Type 49

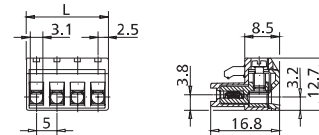
V / A / AWG 300 / 15 / 22 - 12 #### (see note)

V / A / AWG 300 / 15 / 22 - 12
Screw torque max. 8 lbs.-in

- 0.13 - 2.5 mm² 250 V / 4 kV / 3 / 10 A
Insulation co-ordination according to IEC 664-1
Clearance and creepage distance ≥ 4.7 mm
Screw torque max. 0.5 Nm

Wire diameter	single wire 0.4 - 2 mm
Wire strip length	6 mm / 0.236 in.
Contact resistance from the termination point via header to the pc board	≤ 5 mΩ per pole
Pole size	2 to 24
Color	black

Dimensions in mm 1 mm = 0.0394 in.



$$L = (\text{pole size} - 1) \times \text{centerline} + 5 \text{ mm} / 0.197 \text{ in.}$$

Part numbers (P/N)

Type 09

centerline 5 mm / 0.197 inches

P/N 310091

Complete the part number by adding the pole size.

	02	03	04	05	06	07	08
	09	10	11	12	13	14	15
	17	18	19	20	21		

Part numbers (P/N)

Type 49

centerline 5 mm / 0.197 inches

P/N 310491

Complete the part number by adding the pole size.

	02	03	04	05	06	07	08
	09	10	11	12	13	14	15
	17	18	19	20	21	22	23
							24

Type 49

centerline 10 mm / 0.394 inches

P/N 310492

	02	03	04	05	06	07	08
	09	10	11	12			

Standard pole sizes

Available on demand.
Minimum order quantity 5000 poles per item.

Standard pole sizes

Available on demand.
Minimum order quantity 5000 poles per item.