



- switching element: micro switch
- limit value detection for liquids
- cylinder type: small diameter, mounting through G1" tap hole possible
- ball type: high buoyancy

Cylinder type

- LFL2-CK-U-PVC3
- LFL2-CK-U-PVC5
- LFL2-CK-U-CSM3
- LFL2-CK-U-CSM5

Ball type

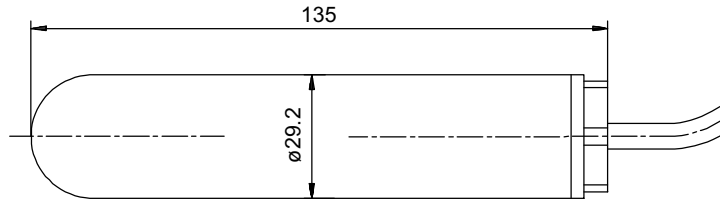
- LFL2-BK-U-PVC3
- LFL2-BK-U-PVC5
- LFL2-BK-U-CSM3
- LFL2-BK-U-CSM5

Function principle

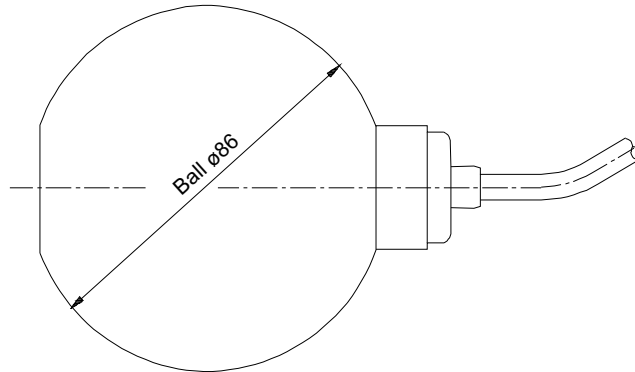
The micro switch (change over) is build into a PP-float and switches when out of the horizontal line. The switching ball is running on-axis and changes the state of the micro switch.

Mounting

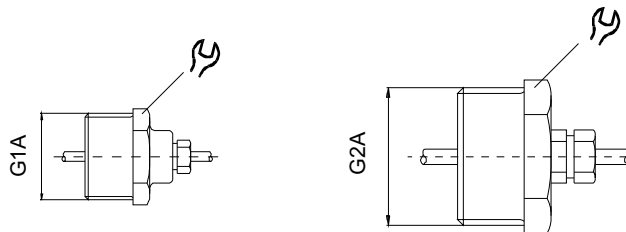
The float is mounted either from side-wards through a cable gland \geq G1A into the vessel or by means of an additional mass, or rods (e.g. float switch combination) from the top.
The pivot of the cable should always be horizontal. The minimum length of the cable between mounting and float is depending of the cable material (see technical data).



Cylinder type LFL2-CK

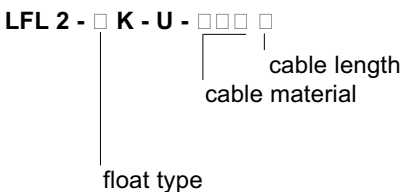


Ball type LFL2-BK



Accessories: cable gland

Types



Connection

- | | |
|--------------|------------------|
| cable colors | rising level |
| black-brown | = contact opened |
| black-blue | = contact closed |

Date of issue 26.06.97



Technical data	
Switching element Switching function max. switching voltage max. switching current Switching angle	Micro switch with switching ball Changeover AC 250 V, DC 250 V 3 (1) A upper switching point +18°(± 6°), lower switching point +5°(±3°), against the horizontal
Process conditions Temperature LFL2-□K-U-PVC□ LFL2-□K-U-CSM□ Pressure (20 °C) Cylinder type Ball type Density ρ Cylinder type Ball type	-20 °C ... +70 °C (253 K ... 343 K) -20 °C ... +100 °C (253 K ... 373 K) ≤ 3 bar ≤ 2 bar ≥ 0.8 g/cm ³ ≥ 0.6 g/cm ³
Material of the float	PP (Polypropylene)
Cable Material and length LFL2-□K-U-PVC3 LFL2-□K-U-PVC5 LFL2-□K-U-CSM3 LFL2-□K-U-CSM5 Application range PVC CSM Minimum length of the cable between mounting and float PVC CSM	PVC-cable, highly flexible (3 x 0.75 mm ²), 3 m PVC-cable, highly flexible (3 x 0.75 mm ²), 5 m CSM-cable (Hypalon), highly flexible (3 x 0.75 mm ²), 3 m CSM-cable (Hypalon), highly flexible (3 x 0.75 mm ²), 5 m preferably for water, waste water, and aggressive liquids preferably for most acids and lies ≥ 50 mm ≥ 100 mm
Mounting from outside, sideways from top	with cable gland (cylinder type) with additional mass or float switch combination
Accessories LFL-Z131 LFL-Z132 LFL-Z161 LFL-Z231 LFL-Z31 LFL-Z431 LFL-Z432 LFL-Z461	Ordering number Cable gland G1A, PVC Cable gland G1A, brass Cable gland G2A, PVC Lock nut, G1A, PVC Counter weight 2" Cable gland 1"NPT, PVC Cable gland 1"NPT, brass Cable gland 2"NPT, PVC

This device may be used with any circuit, if this circuit complies with the connection values of the switching element.