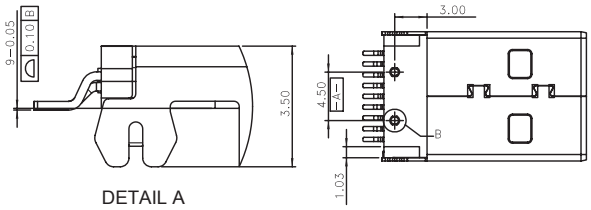

DETAIL A

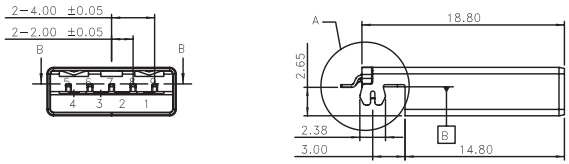

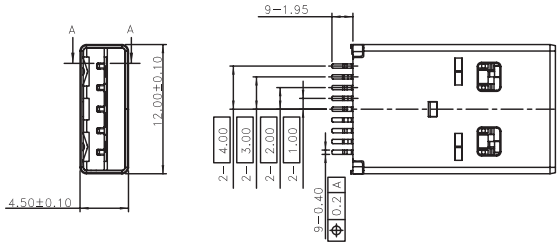

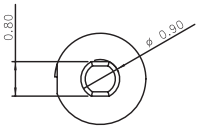

DETAIL B

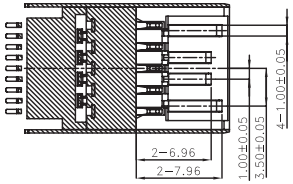

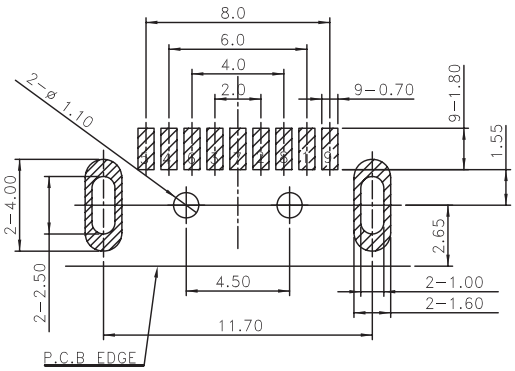

PCB LAYOUT - COMPONENT VIEW

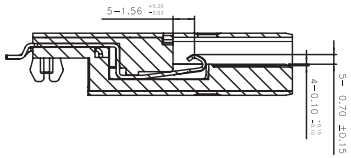

TRANSVERSAL CUTTING VIEWS

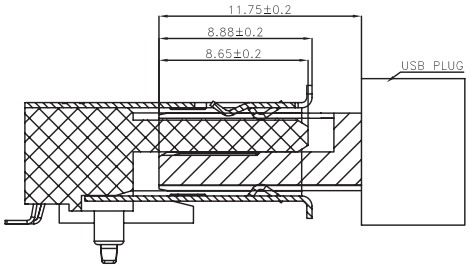

TECHNICAL CHARACTERISTICS

MATERIAL
INSULATOR: LCP
FLAMMABILITY RATING: UL94-V0
COLOR: BLUE
CONTACT MATERIAL: PHOSPHORE BRONZE
CONTACT TYPE: STAMPED
CONTACT PLATING: UNDERPLATE 1.27 to 2.54 µm Ni
CONTACT AREA 0.76 µm Gold
SOLDER TAIL AREA 2.54 to 5.08 µm Matt Tin
SHIELDING: STEEL BRIGHT TIN PLATED
QUALITY CLASS: 5000 MATING CYCLES

ENVIRONMENTAL
OPERATING TEMPERATURE: -20°C up to +85°C
COMPLIANCE: LEAD FREE & RoHS

ELECTRICAL
CURRENT RATING:
- PIN 1 & PIN 4 (Vbus & corresponding ground PIN) 1.8A MAX
- OTHER PINS 0.25 A MAX
WORKING VOLTAGE: 30 VAC
DIELECTRIC WITHSTANDING VOLTAGE: 100 VAC/MIN
INSULATION RESISTANCE: > 100 MΩ
CONTACT RESISTANCE:
- PIN 1 & PIN 4: 30mΩ MAX
- OTHER PINS: 50mΩ MAX

STANDARD
CERTIFIED: E323964

MECHANICAL
INSERTION FORCE: 35.0N MAX
EXTRACTION FORCE: 10.0N MIN

SOLDERING
JEDEC LEAD FREE REFLOW SOLDERING

PACKAGING
TRAY

* NOTE: THE RECOMMENDED PCB LAYOUT IS FOR AN OPTIMIZED RETENTION FORCE OF CONNECTOR ON PCB BUT IT IMPLIES INSERTION FORCE THAT A LOT OF PICK AND PLACE MACHINES ARE NOT ABLE TO HANDLE. THEREFORE IT MIGHT BE NECESSARY TO DRILL BIGGER HOLES FOR THE CLIPS. PLEASE CHECK THIS CARFULLY.

RoHS Compliant

REV	DATE	FILE	BY
G	30-JAN-15	GENERAL UPDATE	QL
F	27-OCT-14	GENERAL UPDATE	AS
E	10-SEP-13	DIM & CHARAC	QL
D	09-NOV-11	STENCIL	GG
C	21-SEP-11	NOTE	GG
B	10-MAY-11	UL	GG
A	16-SEP-10	PDF	JP

PROJECTION:

GENERAL TOLERANCE
.X = +/_ 0.2
.XX = +/_ 0.15

APPROVAL: NPr

UNIT: MM
SCALE:
SHEET: 1/4
DRAW: AS

WÜRTH ELEKTRONIK

DESCRIPTION: WR COM - USB 3.0 SMT PLUG WITH CLIP TYPE A

WERI PART NO: 692 112 030 100

SIZE **A4**

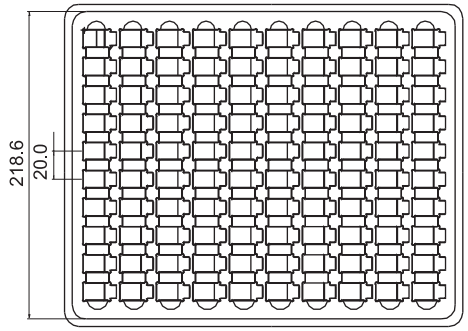



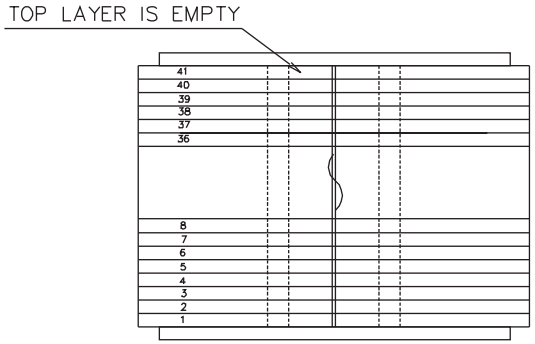

1TRAY 100PCS

NOTES
1. MATERIALS: PS

All Material in According With The Rohs Environment Related Substances List Controlled.

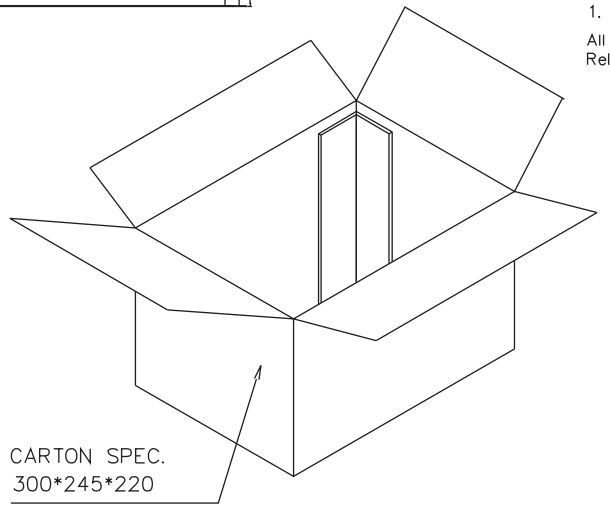

RoHS Compliant							
G				PROJECTION:	GENERAL TOLERANCE		
F					.X = +/_ 0.2		
E					.XX = +/_ 0.15		
D							
C				APPROVAL: NPr	UNIT: MM	DESCRIPTION: WR-COM - USB 3.0 SMT PLUG WITH CLIP TYPE A	SIZE
B					SCALE:		
A					SHEET: 2/4	WERI PART NO: 692 112 030 100	A4
REV	DATE	FILE	BY		DRAW: AS		

WÜRTH ELEKTRONIK

Stencil information for Through Hole Reflow soldering

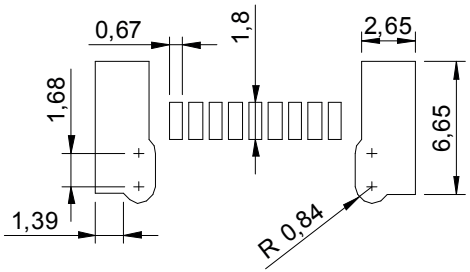

STENCIL LAYOUT * - COMPONENT VIEW

PCB cross section

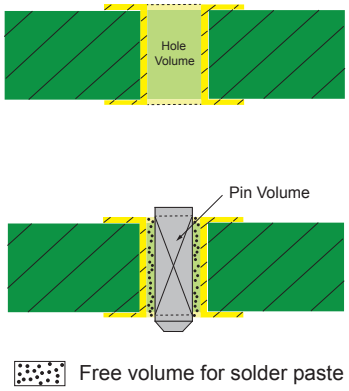

Theoritical Formula for Through Hole pins
Volume of the stencil aperture = (Hole volume - Pin volume) x 2
or
Volume of solder paste = (Hole volume - Pin volume) x 2

Stencil
Stencil Thickness: 150 µm

PCB
PCB thickness: 1.6mm

* NOTE: SEE PCB LAYOUT PAGE 1/3 FOR MISSING DIMENSIONS

RoHS Compliant

REV	DATE	FILE	BY
G			
F			
E			
D			
C			
B			
A			

PROJECTION:

APPROVAL: NPr

GENERAL TOLERANCE
.X = +/- 0.2
.XX = +/- 0.15

UNIT: MM
SCALE:
SHEET: 3/4
DRAW: AS

WÜRTH ELEKTRONIK

DESCRIPTION: WR-COM - USB 3.0 SMT PLUG WITH CLIP TYPE A

WERI PART NO: 692 112 030 100

SIZE
A4

Cautions and Warnings:

This electronic component is designed and developed with the intention for use in general electronics equipments.
Before incorporating the components into any equipments in the field such as aerospace, aviation, nuclear control, submarine, transportation, (automotive control, train control, ship control), transportation signal, disaster prevention, medical, public information network etc. where higher safety and reliability are especially required or if there is possibility of direct damage or injury to human body, Wurth Elektronik must be asked for a written approval.
In addition, even electronic component in general electronic equipments, when used in electrical circuits that require high safety, reliability functions or performance, the sufficient reliability evaluation-check for the safety must be performed before by the user before usage.

RoHS Compliant							
G				PROJECTION:	GENERAL TOLERANCE	WÜRTH ELEKTRONIK	
F					.X = +/_ 0.2		
E					.XX = +/_ 0.15		
D							
C				APPROVAL: JC	UNIT: MM	DESCRIPTION: DISCLAIMER	SIZE
B					SCALE:		A4
A	10-SEP-14	PDF	QL		SHEET: 4/4	WERI PART NO: DISCLAIMER	
REV	DATE	FILE	BY		DRAW: QL		